



R134a

2. Compressors Catalogue

R134a

LBP

50 Hz

R134a compressors compatible with R12

HIGH EFFICIENCY

MODEL	DISPLACEMENT cm ³	POWER hp	APPLICATION	COOLING	VOLTAGE FREQUENCY	MOTOR	STARTING	EXPANSION	REFRIGERATION CAPACITY							WEIGHT Kg	DESIGN
									COP in W/W 1 W = 0,864 kcal/h = 3,415 BTU/h Evaporating Temperature °C								
									Cecomaf (W)				Ashrae				
									-25		-10	-23,3		Kcal/h	COP		
									W	COP		W	COP				
GLY35AAa	3.68	1/10	LBP	S	220-240V 50Hz ~1	RSIR	P	C	33	47	66	0.94	151	78	1.23	9.0	Lb
GLY35AAb	3.68	1/10	LBP	S	220-240V 50Hz ~1	RSCR	P	C	32	47	67	0.99	153	79	1.29	9.0	Lb
GLY40AAa	4.02	1/9	LBP	S	220-240V 50Hz ~1	RSIR	P	C	35	53	75	0.96	169	89	1.25	9.1	Lb
GLY40AAb	4.02	1/9	LBP	S	220-240V 50Hz ~1	RSCR	P	C	36	54	76	1.00	171	90	1.31	9.1	Lb
GLY45AAa	4.56	1/8	LBP	S	220-240V 50Hz ~1	RSIR	P	C	47	65	89	1.01	192	104	1.3	9.2	Lb
GLY45AAb	4.56	1/8	LBP	S	220-240V 50Hz ~1	RSCR	P	C	48	66	90	1.05	193	105	1.36	9.2	Lb
GLY55AAa	5.46	1/7	LBP	S	220-240V 50Hz ~1	RSIR	P	C	53	78	108	1.03	238	127	1.33	9.2	Lb
GLY55AAb	5.46	1/7	LBP	S	220-240V 50Hz ~1	RSCR	P	C	54	78	109	1.09	239	128	1.40	9.2	Lb
GLY60AAa	5.98	1/6	LBP	S	220-240V 50Hz ~1	RSIR	P	C	58	85	119	1.03	255	139	1.34	9.3	Lb
GLY60AAb	5.98	1/6	LBP	S	220-240V 50Hz ~1	RSCR	P	C	58	86	120	1.10	256	140	1.42	9.3	Lb
GLY70AAa	6.65	1/5	LBP	S	220-240V 50Hz ~1	RSIR	P	C	70	96	132	1.05	288	154	1.36	9.8	Lb
GLY70AAb	6.65	1/5	LBP	S	220-240V 50Hz ~1	RSCR	P	C	71	97	133	1.12	289	155	1.44	9.8	Lb
GLY75AAa	7.38	1/5	LBP	S	220-240V 50Hz ~1	RSIR	P	C	74	107	147	1.06	311	172	1.36	10.0	Lc
GLY75AAb	7.38	1/5	LBP	S	220-240V 50Hz ~1	RSCR	P	C	76	108	147	1.12	312	172	1.44	10.0	Lc
GLY80AAa	8.10	1/5	LBP	S	220-240V 50Hz ~1	RSIR	P	C	92	123	164	1.07	349	191	1.37	10.0	Lc
GLY80AAb	8.10	1/5	LBP	S	220-240V 50Hz ~1	RSCR	P	C	93	124	165	1.13	351	192	1.45	10.0	Lc
GLY90AAa	9.09	1/4	LBP	S	220-240V 50Hz ~1	RSIR	P	C	104	140	186	1.07	387	216	1.37	10.4	Ld
GLY90AAb	9.09	1/4	LBP	S	220-240V 50Hz ~1	RSCR	P	C	103	140	187	1.13	388	217	1.45	10.4	Ld
GPM10AA	10.18	1/4	LBP	S	220-240V 50Hz ~1	RSIR	R	C	95	136	188	0.94	405	220	1.22	11.5	Pc
GPM12BA	12.10	3/8	LBP	OC	220-240V 50Hz ~1	RSIR	R	C	128	178	241	0.94	500	280	1.21	11.5	Pc
GPM12CA	12.10	3/8	LBP	F	220-240V 50Hz ~1	RSIR	R	C	128	178	241	0.94	500	280	1.21	11.5	Pc
GPY12AAa	12.10	3/8	LBP	S	220-240V 50Hz ~1	RSIR	P	C	128	178	241	0.96	500	280	1.23	11.5	Pd
GPY12AAb	12.10	3/8	LBP	S	220-240V 50Hz ~1	RSCR	P	C	128	178	241	1.04	500	280	1.33	11.5	Pd
GPY12LAa	12.10	3/8	LBP	F	220-240V 50Hz ~1	CSIR	R	C-V	113	162	225	1.00	509	265	1.30	12.1	Pd
GPY12LAb	12.10	3/8	LBP	F	220-240V 50Hz ~1	CSR	R	C-V	113	162	225	1.06	509	265	1.38	12.1	Pd

R134a

LBP

60 Hz

R134a compressors compatible with R12

HIGH EFFICIENCY

MODEL	DISPLACEMENT cm ³	POWER hp	APPLICATION	CPR COOLING	VOLTAGE FREQUENCY	MOTOR	STARTING	EXPANSION	REFRIGERATION CAPACITY °C							WEIGHT Kg	DESIGN
									COP in W/W 1 W = 0,864 kcal/h = 3,415 BTU/h Evaporating Temperature °C								
									Cecomaf (W)				Ashrae				
									-25		-10	-23,3		Kcal/h	COP		
									W	COP		W	COP				
GLY40ADa	4.02	1/9	LBP	S	115V 60Hz ~1	RSIR	P	C	46	65	91	0.97	208	107	1.26	9.0	Lb
GLY40ADb	4.02	1/9	LBP	S	115V 60Hz ~1	RSCR	P	C	46	65	91	1.02	208	107	1.32	9.0	Lb
GLY50ADa	5.12	1/7	LBP	S	115V 60Hz ~1	RSIR	P	C	56	83	117	1.02	259	138	1.33	9.5	Lc
GLY50ADb	5.12	1/7	LBP	S	115V 60Hz ~1	RSCR	P	C	56	83	117	1.06	259	138	1.38	9.5	Lc

High Efficiency Models

R134a: W (A) x 1.05 = kcal/h (B)

R134a: W (C) x 0.94 = kcal/h (D)

W x 0.86 = kcal/h

R134a

HMBP | HBP

50 Hz

R134a compressors compatible with R12

HIGH EFFICIENCY

MODEL	DISPLACEMENT cm ³	POWER hp	APPLICATION	COOLING	VOLTAGE FREQUENCY	MOTOR	STARTING	EXPANSION	REFRIGERATION CAPACITY								WEIGHT Kg	DESIGN
									COP in W/W 1 W = 0,864 kcal/h = 3,415 BTU/h Evaporating Temperature °C									
									Cecomaf (W)				Ashrae					
									5		10		7,2		10			
									-25	-15	W	COP	10	Kcal/h	COP	10		
GLY60RAa	5.98	1/5	HMBP	F	220-240V 50Hz ~1	CSIR	R	C-V	106	191	486	2.06	586	500	2.36	9.9	Lc	
GLY60RAb	5.98	1/5	HMBP	F	220-240V 50Hz ~1	CSR	R	C-V	106	191	486	2.25	586	500	2.6	9.9	Lc	
GLY80RAa	8.10	1/5	HMBP	F	220-240V 50Hz ~1	CSIR	R	C-V	159	275	681	2.17	819	700	2.5	10.4	Lc	
GLY80RAb	8.10	1/5	HMBP	F	220-240V 50Hz ~1	CSR	R	C-V	159	275	681	2.35	819	700	2.71	10.4	Lc	
GLY90RAa	9.09	1/4	HMBP	F	220-240V 50Hz ~1	CSIR	R	C-V	169	298	748	2.06	901	770	2.37	11.3	Lc	
GLY90RAb	9.09	1/4	HMBP	F	220-240V 50Hz ~1	CSR	R	C-V	169	298	748	2.27	901	770	2.61	11.3	Lc	
GPY12RAa	12.10	3/8	HMBP	F	220-240V 50Hz ~1	CSIR	R	C-V	228	401	993	2.05	1192	1020	2.35	12.6	Pd	
GPY12RAb	12.10	3/8	HMBP	F	220-240V 50Hz ~1	CSR	R	C-V	228	401	993	2.24	1192	1020	2.58	12.6	Pd	
GPY14RAa	14.32	3/8	HMBP	F	220-240V 50Hz ~1	CSIR	R	C-V	296	492	1161	1.98	1386	1190	2.27	12.6	Pd	
GPY14RAb	14.32	3/8	HMBP	F	220-240V 50Hz ~1	CSR	R	C-V	296	492	1161	2.18	1386	1190	2.5	12.6	Pd	
GPY16RAa	16.15	3/8	HMBP	F	220-240V 50Hz ~1	CSIR	R	C-V	287	512	1248	2.20	1490	1351	2.31	12.8	Pd	
GPY16RAb	16.15	3/8	HMBP	F	220-240V 50Hz ~1	CSR	R	C-V	287	512	1248	2.20	1490	1351	2.50	12.8	Pd	

R134a

HMBP | HBP

60 Hz

R134a compressors compatible with R12

HIGH EFFICIENCY

MODEL	DISPLACEMENT cm ³	POWER hp	APPLICATION	CPR COOLING	VOLTAGE FREQUENCY	MOTOR	STARTING	EXPANSION	REFRIGERATION CAPACITY °C								WEIGHT Kg	DESIGN
									COP in W/W 1 W = 0,864 kcal/h = 3,415 BTU/h Evaporating Temperature °C									
									Cecomaf (W)				Ashrae					
									5		10		7,2		10			
									-25	-15	W	COP	10	Kcal/h	COP	10		
GLY80RDa	8.10	1/5	HMBP	F	115V 60Hz ~1	CSIR	R	C-V	169	299	776	2.03	939	800	2.34	10.3	Lc	
GLY80RDb	8.10	1/5	HMBP	F	115V 60Hz ~1	CSR	R	C-V	169	299	776	2.18	939	800	2.51	10.5	Lc	
GLY90RDa	9.09	1/4	HMBP	F	115V 60Hz ~1	CSIR	R	C-V	198	348	875	1.96	1053	900	2.25	10.6	Lc	
GLY90RDb	9.09	1/4	HMBP	F	115V 60Hz ~1	CSR	R	C-V	198	348	875	2.11	1053	900	2.42	10.6	Lc	
GPY12RDa	12.10	3/8	HMBP	F	115V 60Hz ~1	CSIR	R	C-V	281	480	1151	1.96	1375	1180	2.25	12.3	Pd	
GPY12RDb	12.10	3/8	HMBP	F	115V 60Hz ~1	CSR	R	C-V	281	480	1151	2.12	1375	1180	2.44	12.3	Pd	
GPY14RDa	14.32	1/2	HMBP	F	115V 60Hz ~1	CSIR	R	C-V	318	516	1411	1.91	1739	1467	2.22	12.8	Pd	
GPY14RDb	14.32	1/2	HMBP	F	115V 60Hz ~1	CSR	R	C-V	318	516	1411	2.04	1739	1467	2.36	12.8	Pd	
GPY16RDa	16.15	1/2	HMBP	F	115V 60Hz ~1	CSIR	R	C-V	349	614	1519	1.89	1822	1560	2.17	12.8	Pd	
GPY16RDb	16.15	1/2	HMBP	F	115V 60Hz ~1	CSR	R	C-V	349	614	1519	2.01	1822	1560	2.31	12.8	Pd	

 High Efficiency Models

R134a: W (A) x 1.05 = kcal/h (B)

R134a: W (C) x 0.94 = kcal/h (D)

W x 0.86 = kcal /h

MODEL	DISPLACEMENT cm ³	POWER hp	APPLICATION	COOLING	VOLTAGE FREQUENCY	MOTOR	STARTING	EXPANSION	REFRIGERATION CAPACITY								WEIGHT Kg	DESIGN
									COP in W/W 1 W = 0,864 kcal/h = 3,415 BTU/h Evaporating Temperature °C									
									Cecomaf (W)				Ashrae					
									-25		-10		-23,3					
									-35	-30	W	COP	-10	Kcal/h	COP			
GD24AA	2.44	1/20	LBP	S	220-240V 50Hz ~1	RSIR	P	C	12	22	34	0.51	85	41	0.68	5.3	Db	
GD30AA	3.08	1/12	LBP	S	220-240V 50Hz ~1	RSIR	P	C	23	36	52	0.74	117	62	0.96	5.8	Dc	
GD30AG	3.08	1/12	LBP	S	200-220/220-230V 50/60Hz ~1	RSIR	P	C	21	34	49	0.60	111	58	0.79	5.8	Dj	
GD36AA	3.62	1/12	LBP	S	220-240V 50Hz ~1	RSIR	P	C	28	43	61	0.76	136	72	0.99	5.9	Dc	
GD36AFa	3.62	1/12	LBP	S	200-220/230V 50/60Hz ~1	RSIR	P	C	26	40	58	0.63	128	68	0.83	5.9	Dj	
GD36AFb	3.62	1/12	LBP	S	200-220/230V 50/60Hz ~1	CSIR	R	C-V	26	40	58	0.63	128	68	0.83	5.9	Ds	
GD40AA	4.06	1/10	LBP	S	220-240V 50Hz ~1	RSIR	P	C	34	50	70	0.77	155	82	1.00	6.7	Dd	
GD40AF	4.06	1/10	LBP	S	200-220/220-230V 50/60Hz ~1	RSIR	P	C	31	47	66	0.67	147	78	0.88	6.8	Dd	
GLY35AAa	3.68	1/10	LBP	S	220-240V 50Hz ~1	RSIR	P	C	33	47	66	0.94	151	78	1.23	9.0	Lb	
GLY35AAb	3.68	1/10	LBP	S	220-240V 50Hz ~1	RSCR	P	C	32	47	67	0.99	153	79	1.29	9.0	Lb	
GLY40AAa	4.02	1/9	LBP	S	220-240V 50Hz ~1	RSIR	P	C	35	53	75	0.96	169	89	1.25	9.1	Lb	
GLY40AAb	4.02	1/9	LBP	S	220-240V 50Hz ~1	RSCR	P	C	36	54	76	1.00	171	90	1.31	9.1	Lb	
GLY45AAa	4.56	1/8	LBP	S	220-240V 50Hz ~1	RSIR	P	C	47	65	89	1.01	192	104	1.30	9.2	Lb	
GLY45AAb	4.56	1/8	LBP	S	220-240V 50Hz ~1	RSCR	P	C	48	66	90	1.05	193	105	1.36	9.2	Lb	
GL45AAa	4.56	1/8	LBP	S	220-240V 50Hz ~1	RSIR	P	C	37	57	81	0.81	184	96	1.06	8.3	Lb	
GL45AAb	4.56	1/8	LBP	S	220-240V 50Hz ~1	CSIR	R	C-V	37	57	81	0.81	184	96	1.06	8.3	Lb	
GL45AF	4.56	1/8	LBP	S	200-220/220-230V 50/60Hz ~1	RSIR	P	C	36	56	80	0.74	184	95	0.97	9.0	Lb	
GL45ANa	4.56	1/8	LBP	S	200-240/220-230V 50/60Hz ~1	RSIR	P	C	36	56	80	0.78	184	95	1.03	9.0	Lb	
GL50AA	5.11	1/7	LBP	S	220-240V 50Hz ~1	RSIR	P	C	42	63	91	0.83	205	107	1.08	8.9	Lb	
GLY55AAa	5.46	1/7	LBP	S	220-240V 50Hz ~1	RSIR	P	C	53	78	108	1.03	238	127	1.33	9.2	Lb	
GLY55AAb	5.46	1/7	LBP	S	220-240V 50Hz ~1	RSCR	P	C	54	78	109	1.09	239	128	1.40	9.2	Lb	
GLY60AAa	5.98	1/6	LBP	S	220-240V 50Hz ~1	RSIR	P	C	58	85	119	1.03	255	139	1.34	9.3	Lb	
GLY60AAb	5.98	1/6	LBP	S	220-240V 50Hz ~1	RSCR	P	C	58	86	120	1.10	256	140	1.42	9.3	Lb	
GL60AAa	5.46	1/6	LBP	S	220-240V 50Hz ~1	RSIR	P	C	50	75	107	0.85	239	126	1.10	9.1	Lb	
GL60AAb	5.46	1/6	LBP	S	220-240V 50Hz ~1	CSIR	R	C-V	50	75	107	0.85	239	126	1.10	9.1	Lb	
GL60AF	5.46	1/6	LBP	S	200-220/220-230V 50/60Hz ~1	RSIR	P	C	57	81	113	0.82	245	132	1.07	9.1	Lb	
GL60ANa	5.46	1/6	LBP	S	200-240/220-230V 50/60Hz ~1	RSIR	P	C	57	82	114	0.83	244	133	1.09	9.9	Lc	
GL60ANb	5.46	1/6	LBP	F	200-240/220-230V 50/60Hz ~1	CSIR	R	C-V	57	82	114	0.83	244	133	1.09	9.9	Lc	
GL60ANc	5.46	1/6	LBP	S	200-240/220-230V 50/60Hz ~1	CSIR	R	C-V	57	82	114	0.83	244	133	1.09	9.9	Lc	
GL60ANd	5.46	1/6	LBP	OC	200-240/220-230V 50/60Hz ~1	RSIR	P	C	57	82	114	0.83	244	133	1.09	10.0	Lc	
GLY70AAa	6.65	1/5	LBP	S	220-240V 50Hz ~1	RSIR	P	C	70	96	132	1.05	288	154	1.36	9.8	Lb	
GLY70AAb	6.65	1/5	LBP	S	220-240V 50Hz ~1	RSCR	P	C	71	97	133	1.12	289	155	1.44	9.8	Lb	
GL70AAa	5.98	1/5	LBP	S	220-240V 50Hz ~1	RSIR	P	C	58	86	121	0.87	268	142	1.12	9.6	Lc	
GL70ANa	5.98	1/5	LBP	S	200-220/220-230V 50/60Hz ~1	RSIR	P	C	70	95	129	0.83	278	151	1.08	10.1	Lc	
GL70ANb	5.98	1/5	LBP	F	200-220/220-230V 50/60Hz ~1	CSIR	R	C-V	70	95	129	0.83	278	151	1.08	10.1	Lc	
GL70ANc	5.98	1/5	LBP	S	200-220/220-230V 50/60Hz ~1	CSIR	R	C-V	70	95	129	0.83	278	151	1.08	10.1	Lc	
GL70ANd	5.98	1/5	LBP	OC	200-220/220-230V 50/60Hz ~1	RSIR	P	C	70	96	129	0.83	278	151	1.08	10.4	Ld	
GLY75AAa	7.38	1/5	LBP	S	220-240V 50Hz ~1	RSIR	P	C	74	107	147	1.06	311	172	1.36	10.0	Lc	
GLY75AAb	7.38	1/5	LBP	S	220-240V 50Hz ~1	RSCR	P	C	76	108	147	1.12	312	172	1.44	10.0	Lc	
GL75AA	6.65	1/5	LBP	S	220-240V 50Hz ~1	RSIR	P	C	68	95	132	0.91	296	155	1.18	9.9	Lc	
GLY80AAa	8.10	1/5	LBP	S	220-240V 50Hz ~1	RSIR	P	C	92	123	164	1.07	349	191	1.37	10.0	Lc	
GLY80AAb	8.10	1/5	LBP	S	220-240V 50Hz ~1	RSCR	P	C	93	124	165	1.13	351	192	1.45	10.0	Lc	
GL80AAa	7.38	1/5	LBP	S	220-240V 50Hz ~1	RSIR	P	C	68	102	144	0.89	326	170	1.15	9.9	Lc	

This table continues in the following page

 High Efficiency Models

R134a: W (A) x 1.05 = kcal/h (B)

R134a: W (C) x 0.94 = kcal/h (D)

W x 0.86 = kcal/h

MODEL	DISPLACEMENT cm ³	POWER hp	APPLICATION	COOLING	VOLTAGE FREQUENCY	MOTOR	STARTING	EXPANSION	REFRIGERATION CAPACITY								WEIGHT Kg	DESIGN
									COP in W/W 1 W = 0,864 kcal/h = 3,415 BTU/h Evaporating Temperature °C									
									Cecomaf (W)				Ashrae					
									-25		-10		-23,3					
									-35	-30	W	COP	-10	Kcal/h	COP			
GL80AAb	7.38	1/5	LBP	S	220-240V 50Hz ~1	CSIR	R	C-V	68	102	144	0.89	326	170	1.15	9.9	Lc	
GL80AF	7.38	1/5	LBP	S	200-220/220-230V 50/60Hz ~1	RSIR	P	C	75	107	148	0.83	331	174	1.09	10.5	Ld	
GL80ANa	7.38	1/5	LBP	S	200-220/220-230V 50/60Hz ~1	RSIR	P	C	75	107	148	0.83	331	174	1.09	10.6	Ld	
GL80ANb	7.38	1/5	LBP	F	200-220/220-230V 50/60Hz ~1	CSIR	R	C-V	75	107	148	0.83	331	174	1.09	10.6	Ld	
GL80ANc	7.38	1/5	LBP	S	200-220/220-230V 50/60Hz ~1	CSIR	R	C-V	75	107	148	0.83	331	174	1.09	10.6	Ld	
GL80ANd	7.38	1/5	LBP	OC	200-220/220-230V 50/60Hz ~1	RSIR	P	C	76	107	148	0.83	331	174	1.09	10.7	Ld	
GLY90AAa	9.09	1/4	LBP	S	220-240V 50Hz ~1	RSIR	P	C	104	140	186	1.07	387	216	1.37	10.4	Ld	
GLY90AAb	9.09	1/4	LBP	S	220-240V 50Hz ~1	RSCR	P	C	103	140	187	1.13	388	217	1.45	10.4	Ld	
GL90AAa	8.10	1/4	LBP	S	220-240V 50Hz ~1	RSIR	P	C	82	119	165	0.90	351	193	1.15	10.2	Lc	
GL90AAb	8.10	1/4	LBP	S	220-240V 50Hz ~1	CSIR	R	C-V	82	119	165	0.90	351	193	1.15	10.2	Lc	
GL90AF	8.10	1/4	LBP	S	200-220/220-230V 50/60Hz ~1	RSIR	P	C	85	118	163	0.84	366	191	1.10	10.8	Ld	
GL90ANa	8.10	1/4	LBP	S	200-220/220-230V 50/60Hz ~1	RSIR	P	C	85	118	163	0.84	366	191	1.10	10.8	Ld	
GL90ANb	8.10	1/4	LBP	F	200-220/220-230V 50/60Hz ~1	CSIR	R	C-V	85	118	163	0.84	366	191	1.10	10.8	Ld	
GL90ANc	8.10	1/4	LBP	S	200-220/220-230V 50/60Hz ~1	CSIR	R	C-V	85	118	163	0.84	366	191	1.10	10.8	Ld	
GL90ANd	8.10	1/4	LBP	OC	200-220/220-230V 50/60Hz ~1	RSIR	P	C	85	118	163	0.84	366	191	1.10	10.9	Ld	
GL99AAa	9.09	1/4	LBP	S	220-240V 50Hz ~1	RSIR	P	C	83	125	175	0.92	377	205	1.19	11.0	Ld	
GL99AAb	9.09	1/4	LBP	S	220-240V 50Hz ~1	CSIR	R	C-V	83	125	175	0.92	377	205	1.19	11.0	Ld	
GL99AL	9.09	1/4	LBP	S	200-220/230V 50/60Hz ~1	RSCR	P	C	91	130	180	0.94	382	210	1.22	11.3	Ld	
GPM12BA	12.10	3/8	LBP	OC	220-240V 50Hz ~1	RSIR	R	C	128	178	241	0.94	500	280	1.21	11.5	Pc	
GPM12CA	12.10	3/8	LBP	F	220-240V 50Hz ~1	RSIR	R	C	128	178	241	0.94	500	280	1.21	11.5	Pc	
GPY12AAa	12.10	3/8	LBP	S	220-240V 50Hz ~1	RSIR	P	C	128	178	241	0.96	500	280	1.23	11.5	Pd	
GPY12AAb	12.10	3/8	LBP	S	220-240V 50Hz ~1	RSCR	P	C	128	178	241	1.04	500	280	1.33	11.5	Pd	
GPY12LAa	12.10	3/8	LBP	F	220-240V 50Hz ~1	CSIR	R	C-V	113	162	225	1.00	509	265	1.30	12.1	Pd	
GPY12LAb	12.10	3/8	LBP	F	220-240V 50Hz ~1	CSR	R	C-V	113	162	225	1.06	509	265	1.38	12.1	Pd	
GP12AB	12.05	1/3	LBP	S	220-240V 50Hz ~1	RSIR	R	C	83	132	190	0.88	424	225	1.14	11.5	Pc	
GP12BB	12.05	1/3	LBP	OC	220-240V 50Hz ~1	RSIR	R	C	83	132	190	0.88	424	225	1.14	11.5	Pc	
GP12CB	12.05	1/3	LBP	F	220-240V 50Hz ~1	RSIR	R	C	83	132	190	0.88	424	225	1.14	11.5	Pc	
GP12FB	12.05	1/3	LBP	F	220-240V 50Hz ~1	CSIR	R	C-V	83	132	190	0.88	424	225	1.14	11.5	Pc	
GP14BB	14.17	3/8	LBP	OC	220-240V 50Hz ~1	RSIR	R	C	99	158	228	0.90	509	270	1.16	11.5	Pc	
GP14CB	14.17	3/8	LBP	F	220-240V 50Hz ~1	RSIR	R	C	99	158	228	0.90	509	270	1.16	11.5	Pc	
GP14FB	14.17	3/8	LBP	F	220-240V 50Hz ~1	CSIR	R	C-V	99	158	228	0.90	509	270	1.16	11.5	Pc	
GP14EB	14.17	3/8	LBP	OC	220-240V 50Hz ~1	CSIR	R	C-V	99	158	228	0.90	509	270	1.16	11.5	Pc	
GP14CG	14.17	3/8	LBP	F	200-220/220-230V 50/60Hz ~1	RSIR	R	C	99	158	228	0.83	509	270	1.08	11.5	Pc	
GP16BB	16.15	3/8	LBP	OC	220-240V 50Hz ~1	RSIR	R	C	109	182	266	0.89	585	315	1.14	12.0	Pd	
GP16CB	16.15	3/8	LBP	F	220-240V 50Hz ~1	RSIR	R	C	109	182	266	0.89	585	315	1.14	12.0	Pd	
GP16FB	16.15	3/8	LBP	F	220-240V 50Hz ~1	CSIR	R	C-V	109	182	266	0.89	585	315	1.14	12.0	Pd	
GX18FB	18.40	3/7	LBP	F	220-240V 50Hz ~1	CSIR	R	C-V	123	199	291	0.91	660	345	1.18	15.1	Xc	
GX21FB	20.72	2/3	LBP	F	220-240V 50Hz ~1	CSIR	R	C-V	151	243	351	0.93	778	415	1.20	15.7	Xc	

 High Efficiency Models

R134a: W (A) x 1.05 = kcal/h (B)

R134a: W (C) x 0.94 = kcal/h (D)

W x 0.86 = kcal/h

MODEL	DISPLACEMENT cm ³	POWER hp	APPLICATION	COOLING	VOLTAGE FREQUENCY	MOTOR	STARTING	EXPANSION	REFRIGERATION CAPACITY								WEIGHT Kg	DESIGN
									COP in W/W 1 W = 0,864 kcal/h = 3,415 BTU/h Evaporating Temperature °C									
									Cecomaf (W)				Ashrae					
									-25		-10		-23,3					
									-35	-30	W	COP	-10	Kcal/h	COP			
GD24ADa	2.44	1/20	LBP	S	115V 60Hz ~1	RSIR	P	C	14	26	40	0.52	100	48	0.70	5.1	Db	
GD24ADb	2.44	1/20	LBP	S	115V 60Hz ~1	CSIR	R	C-V	14	26	40	0.52	100	48	0.70	5.1	Db	
GD30AG	3.08	1/12	LBP	S	200-220/220-230V 50/60Hz ~1	RSIR	P	C	25	39	57	0.67	130	68	0.88	5.8	Dj	
GD36AD	3.62	1/12	LBP	S	115V 60Hz ~1	RSIR	P	C	30	47	68	0.65	150	80	0.85	6.1	Dj	
GD36AFa	3.62	1/12	LBP	S	200-220/230V 50/60Hz ~1	RSIR	P	C	30	47	68	0.65	150	80	0.86	5.9	Dj	
GD36AFb	3.62	1/12	LBP	S	200-220/230V 50/60Hz ~1	CSIR	R	C-V	30	47	68	0.65	150	80	0.86	5.9	Ds	
GD40AF	4.06	1/10	LBP	S	200-220/220-230V 50/60Hz ~1	RSIR	P	C	36	54	77	0.70	172	91	0.91	6.8	Dd	
GLY40ADa	4.02	1/9	LBP	S	115V 60Hz ~1	RSIR	P	C	46	65	91	0.97	208	107	1.26	9.0	Lb	
GLY40ADb	4.02	1/9	LBP	S	115V 60Hz ~1	RSCR	P	C	46	65	91	1.02	208	107	1.32	9.0	Lb	
GL45ADa	4.56	1/8	LBP	S	115V 60Hz ~1	RSIR	P	C	41	65	95	0.80	215	112	1.05	8.1	Lb	
GL45ADb	4.56	1/8	LBP	S	115V 60Hz ~1	CSIR	R	C-V	41	65	95	0.80	215	112	1.05	8.1	Lb	
GL45AF	4.56	1/8	LBP	S	200-220/220-230V 50/60Hz ~1	RSIR	P	C	42	65	94	0.76	215	111	0.99	9.0	Lb	
GL45ANa	4.56	1/8	LBP	S	200-240/220-230V 50/60Hz ~1	RSIR	P	C	44	65	93	0.83	213	110	1.09	9.0	Lb	
GLY50ADa	5.12	1/7	LBP	S	115V 60Hz ~1	RSIR	P	C	56	83	117	1.02	259	138	1.33	9.5	Lc	
GLY50ADb	5.12	1/7	LBP	S	115V 60Hz ~1	RSCR	P	C	56	83	117	1.06	259	138	1.38	9.5	Lc	
GL60ADa	5.46	1/6	LBP	S	115V 60Hz ~1	RSIR	P	C	65	95	132	0.85	290	155	1.10	9.1	Lb	
GL60ADb	5.46	1/6	LBP	S	115V 60Hz ~1	CSIR	R	C-V	65	95	132	0.85	290	155	1.10	9.1	Lb	
GL60AF	5.46	1/6	LBP	S	200-220/220-230V 50/60Hz ~1	RSIR	P	C	66	95	131	0.81	287	154	1.05	9.1	Lb	
GL60ANa	5.46	1/6	LBP	S	200-240/220-230V 50/60Hz ~1	RSIR	P	C	68	95	131	0.88	285	153	1.15	9.9	Lc	
GL60ANb	5.46	1/6	LBP	F	200-240/220-230V 50/60Hz ~1	CSIR	R	C-V	68	95	131	0.88	285	153	1.15	9.9	Lc	
GL60ANc	5.46	1/6	LBP	S	200-240/220-230V 50/60Hz ~1	CSIR	R	C-V	68	95	131	0.88	285	153	1.15	9.9	Lc	
GL60AND	5.46	1/6	LBP	OC	200-240/220-230V 50/60Hz ~1	RSIR	P	C	68	95	131	0.88	285	153	1.15	10.0	Lc	
GL60BK	5.46	1/6	LBP	OC	115V 60Hz ~1	RSCR	P	C	66	95	132	0.84	290	155	1.10	10.0	Lc	
GL70ADa	5.98	1/5	LBP	S	115V 60Hz ~1	RSIR	P	C	79	109	148	0.86	322	173	1.12	9.6	Lc	
GL70ADb	5.98	1/5	LBP	S	115V 60Hz ~1	CSIR	R	C-V	79	109	148	0.86	322	173	1.12	9.6	Lb	
GL70ANa	5.98	1/5	LBP	S	200-220/220-230V 50/60Hz ~1	RSIR	P	C	81	111	150	0.90	323	175	1.17	10.1	Lc	
GL70ANb	5.98	1/5	LBP	F	200-220/220-230V 50/60Hz ~1	CSIR	R	C-V	81	111	150	0.90	323	175	1.17	10.1	Lc	
GL70ANc	5.98	1/5	LBP	S	200-220/220-230V 50/60Hz ~1	CSIR	R	C-V	81	111	150	0.90	323	175	1.17	10.1	Lc	
GL70AND	5.98	1/5	LBP	OC	200-220/220-230V 50/60Hz ~1	RSIR	P	C	80	110	150	0.90	323	175	1.17	10.4	Ld	
GL80ADa	7.38	1/5	LBP	S	115V 60Hz ~1	RSIR	P	C	84	122	171	0.87	384	201	1.13	9.8	Lc	
GL80ADb	7.38	1/5	LBP	S	115V 60Hz ~1	CSIR	R	C-V	84	122	171	0.87	384	201	1.13	9.8	Lc	
GL80AF	7.38	1/5	LBP	S	200-220/220-230V 50/60Hz ~1	RSIR	P	C	87	124	172	0.92	385	202	1.19	10.5	Ld	
GL80ANa	7.38	1/5	LBP	S	200-220/220-230V 50/60Hz ~1	RSIR	P	C	87	124	172	0.92	385	202	1.19	10.6	Ld	
GL80ANb	7.38	1/5	LBP	F	200-220/220-230V 50/60Hz ~1	CSIR	R	C-V	87	124	172	0.92	385	202	1.19	10.6	Ld	
GL80ANc	7.38	1/5	LBP	S	200-220/220-230V 50/60Hz ~1	CSIR	R	C-V	87	124	172	0.92	385	202	1.19	10.6	Ld	
GL80AND	7.38	1/5	LBP	OC	200-220/220-230V 50/60Hz ~1	RSIR	P	C	87	124	172	0.92	385	202	1.19	10.7	Ld	
GL80BK	7.38	1/5	LBP	OC	115V 60Hz ~1	RSCR	P	C	79	119	169	0.85	382	200	1.11	11.1	Ld	
GL90ADa	8.10	1/4	LBP	S	115V 60Hz ~1	RSIR	P	C	97	138	191	0.88	421	224	1.14	10.5	Ld	
GL90ADb	8.10	1/4	LBP	S	115V 60Hz ~1	CSIR	R	C-V	97	138	191	0.88	421	224	1.14	10.5	Ld	
GL90AF	8.10	1/4	LBP	S	200-220/220-230V 50/60Hz ~1	RSIR	P	C	97	134	185	0.93	421	218	1.20	10.8	Ld	
GL90ANa	8.10	1/4	LBP	S	200-220/220-230V 50/60Hz ~1	RSIR	P	C	97	134	185	0.93	421	218	1.20	10.8	Ld	
GL90ANb	8.10	1/4	LBP	F	200-220/220-230V 50/60Hz ~1	CSIR	R	C-V	97	134	185	0.93	421	218	1.20	10.8	Ld	
GL90ANc	8.10	1/4	LBP	S	200-220/220-230V 50/60Hz ~1	CSIR	R	C-V	97	134	185	0.93	421	218	1.20	10.8	Ld	
GL90AND	8.10	1/4	LBP	OC	200-220/220-230V 50/60Hz ~1	RSIR	P	C	96	134	185	0.93	421	218	1.20	10.9	Ld	

This table continues in the following page

R134a

LBP

60 Hz

R134a compressors compatible with R12

MODEL	DISPLACEMENT cm ³	POWER hp	APPLICATION	COOLING	VOLTAGE FREQUENCY	MOTOR	STARTING	EXPANSION	REFRIGERATION CAPACITY							WEIGHT Kg	DESIGN
									COP in W/W 1 W = 0,864 kcal/h = 3,415 BTU/h Evaporating Temperature °C								
									Cecomaf (W)				Ashrae				
									-25		-10		-23,3		-10		
-35	-30	W	COP	W	COP	Kcal/h	COP										
GL90BK	8.10	1/4	LBP	OC	115V 60Hz ~1	RSCR	P	C	96	140	193	0.90	410	226	1.17	11.1	Ld
GL99AD	9.09	1/4	LBP	OC	115V 60Hz ~1	RSIR	P	C	102	148	204	0.93	435	239	1.21	10.9	Ld
GL99ADb	9.09	1/4	LBP	S	115V 60Hz ~1	CSIR	R	C-V	102	148	205	0.89	439	240	1.15	10.8	Ld
GL99AL	9.09	1/4	LBP	S	200-220/230V 50/60Hz ~1	RSCR	P	C	103	148	204	0.93	435	239	1.21	11.3	Ld
GL99BL	9.09	1/4	LBP	OC	200-220/220-230V 50/60Hz ~1	RSCR	P	C	102	148	204	0.93	435	239	1.21	11.3	Ld
GP14FE	14.17	3/8	LBP	F	115V 60Hz ~1	CSIR	R	C-V	116	185	267	0.72	596	316	0.94	12.9	Pd
GP14CG	14.17	3/8	LBP	F	200-220/220-230V 50/60Hz ~1	RSIR	R	C	113	181	262	0.91	589	310	1.18	11.5	Pc
GP16FE	16.15	3/8	LBP	F	115V 60Hz ~1	CSIR	R	C-V	125	209	306	0.77	672	362	1.00	12.9	Pd

R134a

HMBP | HBP

50 Hz

R134a compressors compatible with R12

MODEL	DISPLACEMENT cm ³	POWER hp	APPLICATION	COOLING	VOLTAGE FREQUENCY	MOTOR	STARTING	EXPANSION	REFRIGERATION CAPACITY							WEIGHT Kg	DESIGN
									COP in W/W 1 W = 0,864 kcal/h = 3,415 BTU/h Evaporating Temperature °C								
									Cecomaf (W)				Ashrae				
									-25		-15		5		10		
-25	-15	W	COP	W	COP	W	COP	W	COP								
GD24MBc	2.44	1/14	HBP	S	220-240V 50Hz ~1	CSIR	R	C-V		64	174	1.43	212	180	1.67	5.1	Db
GD30MBa	3.08	1/10	HMBP	S	220-240V 50Hz ~1	RSIR	P	C	49	88	233	1.52	282	240	1.74	5.8	Dc
GD30MBb	3.08	1/10	HMBP	F	220-240V 50Hz ~1	RSIR	P	C	49	88	233	1.52	282	240	1.74	5.8	Dc
GD30MBc	3.08	1/10	HMBP	S	220-240V 50Hz ~1	CSIR	R	C-V	49	88	233	1.52	282	240	1.74	5.8	Dv
GD30MBd	3.08	1/10	HMBP	F	220-240V 50Hz ~1	CSIR	R	C-V	49	88	233	1.52	282	240	1.74	5.8	Dv
GD36MBa	3.62	1/10	HMBP	S	220-240V 50Hz ~1	RSIR	P	C	53	96	261	1.52	318	270	1.74	6.7	Dd
GD36MBb	3.62	1/10	HMBP	F	220-240V 50Hz ~1	RSIR	P	C	53	96	261	1.52	318	270	1.74	6.7	Dd
GD36MBc	3.62	1/10	HMBP	S	220-240V 50Hz ~1	CSIR	R	C-V	53	96	261	1.52	318	270	1.74	6.7	Dd
GD36MBd	3.62	1/10	HMBP	F	220-240V 50Hz ~1	CSIR	R	C-V	53	96	261	1.52	318	270	1.74	6.7	Dd
GD40MBa	4.06	1/8	HMBP	S	220-240V 50Hz ~1	RSIR	P	C	64	117	301	1.56	363	310	1.80	6.7	Dd
GD40MBb	4.06	1/8	HMBP	F	220-240V 50Hz ~1	RSIR	P	C	64	117	301	1.56	363	310	1.80	6.7	Dd
GD40MBc	4.06	1/8	HMBP	S	220-240V 50Hz ~1	CSIR	R	C-V	64	117	301	1.56	363	310	1.80	6.7	Dd
GD40MBd	4.06	1/8	HMBP	F	220-240V 50Hz ~1	CSIR	R	C-V	64	117	301	1.56	363	310	1.80	6.7	Dd
GL35TG	3.68	1/9	HMBP	F	200-240/220-230V 50/60Hz ~1	CSIR	R	C-V	57	107	272	1.68	328	280	1.95	8.4	Lb
GL35MG	3.68	1/9	HBP	S	230V 50/60Hz ~1	CSIR	R	C-V		103	250	1.35	308	260	1.59	8.4	Lb
GL40TG	4.05	1/8	HMBP	F	200-240/220-230V 50/60Hz ~1	CSIR	R	C-V	64	119	302	1.75	362	310	2.03	8.4	Lb
GL40MG	4.05	1/8	HBP	S	230V 50/60Hz ~1	CSIR	R	C-V		110	292	1.47	364	305	1.73	8.4	Lb
GL45PB	4.50	1/6	HMBP	F	220-240V 50Hz ~1	RSIR	R	C	76	134	342	1.62	413	352	1.86	8.4	Lb
GL45TB	4.50	1/6	HMBP	F	220-240V 50Hz ~1	CSIR	R	C-V	76	134	342	1.62	413	352	1.86	8.4	Lb
GL45TG	4.50	1/6	HMBP	F	200-240/220-230V 50/60Hz ~1	CSIR	R	C-V	76	134	342	1.68	413	352	1.95	8.8	Lb
GL45MG	4.50	1/6	HBP	S	230V 50/60Hz ~1	CSIR	R	C-V		133	342	1.69	412	352	1.95	8.8	Lb
GLY60RAa	5.98	1/5	HMBP	F	220-240V 50Hz ~1	CSIR	R	C-V	106	191	486	2.06	586	500	2.36	9.9	Lc
GLY60RAb	5.98	1/5	HMBP	F	220-240V 50Hz ~1	CSR	R	C-V	106	191	486	2.25	586	500	2.60	9.9	Lc
GL60PB	5.68	1/5	HMBP	F	220-240V 50Hz ~1	RSIR	R	C	95	170	437	1.82	528	450	2.09	9.5	Lc
GL60TB	5.68	1/5	HMBP	F	220-240V 50Hz ~1	CSIR	R	C-V	95	170	437	1.82	528	450	2.09	9.5	Lb
GL60TG	5.68	1/5	HMBP	F	200-240/220-230V 50/60Hz ~1	CSIR	R	C-V	95	170	437	1.82	528	450	2.09	9.9	Lc

This table continues in the following page

 High Efficiency Models

R134a: W (A) x 1.05 = kcal/h (B)

R134a: W (C) x 0.94 = kcal/h (D)

W x 0.86 = kcal/h

MODEL	DISPLACEMENT cm ³	POWER hp	APPLICATION	COOLING	VOLTAGE FREQUENCY	MOTOR	STARTING	EXPANSION	REFRIGERATION CAPACITY								WEIGHT Kg	DESIGN
									COP in W/W 1 W = 0,864 kcal/h = 3,415 BTU/h Evaporating Temperature °C									
									Cecomaf (W)				Ashrae					
									5		10		7,2					
									-25	-15	W	COP	10	Kcal/h	COP			
GL60MG	5.68	1/5	HBP	S	230V 50/60Hz ~1	CSIR	R	C-V		155	429	1.71	526	445	1.99	9.9	Lb	
GL60RG	5.68	1/5	HMBP	F	200-220/220-230V 50/60Hz ~1	CSR	R	C-V	95	170	437	2.03	528	450	2.33	9.9	Lc	
GL60TC	5.68	1/5	HMBP	F	100V 50/60Hz ~1	CSIR	R	C-V	95	170	437	1.73	528	450	2.01	9.8	Lc	
GLY80RAa	8.10	1/5	HMBP	F	220-240V 50Hz ~1	CSIR	R	C-V	159	275	681	2.17	819	700	2.50	10.4	Lc	
GLY80RAb	8.10	1/5	HMBP	F	220-240V 50Hz ~1	CSR	R	C-V	159	275	681	2.35	819	700	2.71	10.4	Lc	
GL80TB	7.57	1/5	HMBP	F	220-240V 50Hz ~1	CSIR	R	C-V	111	212	554	1.83	668	570	2.10	9.5	Lc	
GL80PB	7.57	1/5	HMBP	F	220-240V 50Hz ~1	RSIR	R	C	111	212	554	1.83	668	570	2.10	9.5	Lc	
GL80TG	7.57	1/5	HMBP	F	200-220/220-230V 50/60Hz ~1	CSIR	R	C-V	111	212	554	1.83	668	570	2.10	10.1	Lc	
GL80MG	7.57	1/5	HBP	S	230V 50/60Hz ~1	CSIR	R	C-V		220	579	1.80	709	600	2.11	10.1	Lb	
GL80TC	7.57	1/5	HMBP	F	100V 50/60Hz ~1	CSIR	R	C-V	111	212	554	1.87	668	570	2.21	10.4	Lc	
GLY90RAa	9.09	1/4	HMBP	F	220-240V 50Hz ~1	CSIR	R	C-V	169	298	748	2.06	901	770	2.37	11.3	Lc	
GLY90RAb	9.09	1/4	HMBP	F	220-240V 50Hz ~1	CSR	R	C-V	169	298	748	2.27	901	770	2.61	11.3	Lc	
GL90PB	8.85	1/4	HMBP	F	220-240V 50Hz ~1	RSIR	R	C	143	259	661	1.91	796	680	2.20	10.8	Ld	
GL90TB	8.85	1/4	HMBP	F	220-240V 50Hz ~1	CSIR	R	C-V	143	259	661	1.91	796	680	2.20	10.8	Lc	
GL90TG	8.85	1/4	HMBP	F	200-220/220-230V 50/60Hz ~1	CSIR	R	C-V	143	259	661	1.81	796	680	2.08	10.8	Ld	
GL90MG	8.85	1/4	HBP	S	230V 50/60Hz ~1	CSIR	R	C-V		242	665	1.81	803	685	2.10	10.0	Ld	
GL90RG	8.85	1/4	HMBP	F	200-220/220-230V 50/60Hz ~1	CSR	R	C-V	143	259	661	2.02	796	680	2.33	10.9	Ld	
GL90TC	8.85	1/4	HMBP	F	100V 50/60Hz ~1	CSIR	R	C-V	143	259	661	1.76	796	680	2.08	10.9	Ld	
GPY12RAa	12.10	3/8	HMBP	F	220-240V 50Hz ~1	CSIR	R	C-V	228	401	993	2.05	1192	1020	2.35	12.6	Pd	
GPY12RAb	12.10	3/8	HMBP	F	220-240V 50Hz ~1	CSR	R	C-V	228	401	993	2.24	1192	1020	2.58	12.6	Pd	
GP12PB	12.05	3/8	HMBP	F	220-240V 50Hz ~1	RSIR	R	C	169	338	893	1.80	1077	920	2.06	11.2	Pc	
GP12TB	12.05	3/8	HMBP	F	220-240V 50Hz ~1	CSIR	R	C-V	169	338	893	1.80	1077	920	2.06	11.2	Pc	
GP12TG	12.05	3/8	HMBP	F	200-220/220-230V 50/60Hz ~1	CSIR	R	C-V	169	338	893	1.77	1077	920	2.02	11.2	Pc	
GP12RG	12.05	3/8	HMBP	F	200-220/220-230V 50/60Hz ~1	CSR	R	C-V	169	338	893	2.06	1077	920	2.35	11.2	Pc	
GPY14RAa	14.32	3/8	HMBP	F	220-240V 50Hz ~1	CSIR	R	C-V	296	492	1161	1.98	1386	1190	2.27	12.6	Pd	
GPY14RAb	14.32	3/8	HMBP	F	220-240V 50Hz ~1	CSR	R	C-V	296	492	1161	2.18	1386	1190	2.50	12.6	Pd	
GP14PB	14.17	3/8	HMBP	F	220-240V 50Hz ~1	RSIR	R	C	191	373	999	1.77	1209	1030	2.03	11.5	Pd	
GP14TB	14.17	3/8	HMBP	F	220-240V 50Hz ~1	CSIR	R	C-V	191	373	999	1.77	1209	1030	2.03	11.5	Pd	
GP14TG	14.17	3/8	HMBP	F	200-220/220-230V 50/60Hz ~1	CSIR	R	C-V	191	373	999	1.77	1209	1030	2.03	12.9	Pd	
GPY16RAa	16.15	3/8	HMBP	F	220-240V 50Hz ~1	CSIR	R	C-V	287	512	1248	2.20	1490	1351	2.31	12.8	Pd	
GPY16RAb	16.15	3/8	HMBP	F	220-240V 50Hz ~1	CSR	R	C-V	287	512	1248	2.20	1490	1351	2.50	12.8	Pd	
GP16TB	16.15	3/8	HBP	F	220-240V 50Hz ~1	CSIR	R	C-V		476	1205	1.81	1452	1240	2.09	13.1	Pd	
GP16TG	16.15	3/8	HBP	F	200-220/230V 50/60Hz ~1	CSIR	R	C-V		476	1205	1.82	1452	1240	2.09	12.9	Pd	
GX18TB	18.40	1/2	HMBP	F	220-240V 50Hz ~1	CSIR	R	C-V	286	539	1390	1.91	1674	1430	2.20	16.0	Xc	
GX18TG	18.40	1/2	HMBP	F	200-220/220-230V 50/60Hz ~1	CSIR	R	C-V	286	539	1390	1.91	1674	1430	2.20	16.1	Xc	
GX21TB	20.72	5/8	HMBP	F	220-240V 50Hz ~1	CSIR	R	C-V	323	603	1550	1.90	1867	1595	2.18	17.0	Xd	
GX23TB	23.20	5/8	HMBP	F	220-240V 50Hz ~1	CSIR	R	C-V	368	678	1730	1.89	2083	1780	2.18	17.0	Xd	
GX23TG	23.20	5/8	HMBP	F	200-220/220-230V 50/60Hz ~1	CSIR	R	C-V	368	678	1730	1.80	2083	1780	2.08	17.0	Xd	
GS26TB	25.93	3/4	HMBP	F	220-240V 50Hz ~1	CSIR	R	C-V	265	703	2071	2.09	2515	2140	2.42	22.7	Sc	
GS26TG	25.93	3/4	HMBP	F	200-220/220-230V 50/60Hz ~1	CSIR	R	C-V	265	703	2071	2.15	2515	2140	2.49	20.6	Sc	
GS26T3	25.93	3/4	HMBP	F	400/440V 50/60Hz ~3	3PHASE	R	C-V	265	703	2071	2.21	2515	2140	2.55	22.7	Sc	
GS30TB	29.95	7/8	HMBP	F	220-240V 50Hz ~1	CSR	R	C-V	318	786	2452	2.33	3020	2550	2.70	22.7	Sd	
GS30TG	29.95	7/8	HMBP	F	200-220/220-230V 50/60Hz ~1	CSR	R	C-V	318	786	2452	2.33	3020	2550	2.70	23.0	Sd	
GS34TB	34.42	1	HMBP	F	220-240V 50Hz ~1	CSR	R	C-V	476	1068	2852	2.28	3422	2931	2.62	22.7	Sd	
GS34TBb	34.42	1	HMBP	F	220-240V 50Hz ~1	CSR	R	C-V	476	1068	2852	2.28	3422	2931	2.62	22.7	Sd	

High Efficiency Models

R134a: W (A) x 1.05 = kcal/h (B)

R134a: W (C) x 0.94 = kcal/h (D)

W x 0.86 = kcal/h

MODEL	DISPLACEMENT cm ³	POWER hp	APPLICATION	COOLING	VOLTAGE FREQUENCY	MOTOR	STARTING	EXPANSION	REFRIGERATION CAPACITY								WEIGHT Kg	DESIGN
									COP in W/W 1 W = 0,864 kcal/h = 3,415 BTU/h Evaporating Temperature °C									
									Cecomaf (W)				Ashrae					
									-25	-15	5		10	7,2				
											W	COP		Kcal/h	COP			
GD24MEa	2.44	1/14	HMBP	S	115V 60Hz ~1	RSIR	P	C	38	75	203	1.41	247	210	1.63	5.1	Db	
GD24MEc	2.44	1/14	HMBP	S	115V 60Hz ~1	CSIR	R	C-V	38	75	203	1.41	247	210	1.63	5.1	Db	
GD30MEa	3.08	1/10	HMBP	S	115V 60Hz ~1	RSIR	P	C	57	104	272	1.43	330	281	1.63	5.8	Dj	
GD30MEb	3.08	1/10	HMBP	F	115V 60Hz ~1	RSIR	P	C	57	104	272	1.43	330	281	1.63	5.8	Dj	
GD30MEc	3.08	1/10	HMBP	S	115V 60Hz ~1	CSIR	R	C-V	57	104	272	1.43	330	281	1.63	5.8	Ds	
GD30MEd	3.08	1/10	HMBP	F	115V 60Hz ~1	CSIR	R	C-V	57	104	272	1.43	330	281	1.63	5.8	Ds	
GD36MEa	3.62	1/10	HMBP	S	115V 60Hz ~1	RSIR	P	C	61	111	305	1.45	373	316	1.67	6.7	Dd	
GD36MEb	3.62	1/10	HMBP	F	115V 60Hz ~1	RSIR	P	C	61	111	305	1.45	373	316	1.67	6.7	Dd	
GD36MEc	3.62	1/10	HMBP	S	115V 60Hz ~1	CSIR	R	C-V	61	111	305	1.45	373	316	1.67	6.7	Dd	
GD36MEd	3.62	1/10	HMBP	F	115V 60Hz ~1	CSIR	R	C-V	61	111	305	1.45	373	316	1.67	6.7	Dd	
GD40MEa	4.06	1/8	HMBP	S	115V 60Hz ~1	RSIR	P	C	74	137	353	1.47	425	363	1.69	6.7	Dd	
GD40MEb	4.06	1/8	HMBP	F	115V 60Hz ~1	RSIR	P	C	74	137	353	1.47	425	363	1.69	6.7	Dd	
GD40MEc	4.06	1/8	HMBP	S	115V 60Hz ~1	CSIR	R	C-V	74	137	353	1.47	425	363	1.69	6.7	Dd	
GD40MEd	4.06	1/8	HMBP	F	115V 60Hz ~1	CSIR	R	C-V	74	137	353	1.47	425	363	1.69	6.7	Dd	
GL35TG	3.68	1/9	HMBP	F	200-240/220-230V 50/60Hz ~1	CSIR	R	C-V	67	125	318	1.66	382	327	1.92	8.4	Lb	
GL35MG	3.68	1/9	HBP	S	230V 50/60Hz ~1	CSIR	R	C-V		120	293	1.52	362	305	1.77	8.4	Lb	
GL40TG	4.05	1/8	HMBP	F	200-240/220-230V 50/60Hz ~1	CSIR	R	C-V	74	139	353	1.73	424	363	2.00	8.4	Lb	
GL40MG	4.05	1/8	HBP	S	230V 50/60Hz ~1	CSIR	R	C-V		130	342	1.62	426	357	1.89	8.4	Lb	
GL45PE	4.50	1/6	HMBP	F	115V 60Hz ~1	RSIR	R	C	89	157	400	1.60	483	412	1.84	8.4	Lb	
GL45TE	4.50	1/6	HMBP	F	115V 60Hz ~1	CSIR	R	C-V	89	157	400	1.60	483	412	1.84	8.6	Lb	
GL45TG	4.50	1/6	HMBP	F	200-240/220-230V 50/60Hz ~1	CSIR	R	C-V	89	157	400	1.66	483	412	1.92	8.8	Lb	
GL45MG	4.50	1/6	HBP	S	230V 50/60Hz ~1	CSIR	R	C-V		157	400	1.66	483	412	1.92	8.8	Lb	
GL60PE	5.68	1/5	HMBP	F	115V 60Hz ~1	RSIR	R	C	111	199	511	1.75	616	526	2.01	9.5	Lc	
GL60TE	5.68	1/5	HMBP	F	115V 60Hz ~1	CSIR	R	C-V	111	199	511	1.75	616	526	2.01	9.7	Lc	
GL60TG	5.68	1/5	HMBP	F	200-240/220-230V 50/60Hz ~1	CSIR	R	C-V	111	199	511	1.77	616	526	2.04	9.9	Lc	
GL60MG	5.68	1/5	HBP	S	230V 50/60Hz ~1	CSIR	R	C-V		185	501	1.74	615	520	2.02	9.9	Lb	
GL60RG	5.68	1/5	HMBP	F	200-220/220-230V 50/60Hz ~1	CSR	R	C-V	111	199	511	1.96	616	526	2.27	9.9	Lc	
GL60TC	5.68	1/5	HMBP	F	100V 50/60Hz ~1	CSIR	R	C-V	111	199	511	1.75	616	526	2.01	9.8	Lc	
GLY80RDa	8.10	1/5	HMBP	F	115V 60Hz ~1	CSIR	R	C-V	169	299	776	2.03	939	800	2.34	10.3	Lc	
GLY80RDb	8.10	1/5	HMBP	F	115V 60Hz ~1	CSR	R	C-V	169	299	776	2.18	939	800	2.51	10.5	Lc	
GL80PE	7.57	1/5	HMBP	F	115V 60Hz ~1	RSIR	R	C	130	249	648	1.79	781	667	2.04	9.5	Lc	
GL80TE	7.57	1/5	HMBP	F	115V 60Hz ~1	CSIR	R	C-V	130	249	648	1.79	781	667	2.04	10.1	Lc	
GL80TG	7.57	1/5	HMBP	F	200-220/220-230V 50/60Hz ~1	CSIR	R	C-V	130	249	648	1.79	781	667	2.04	10.1	Lc	
GL80MG	7.57	1/5	HBP	S	230V 50/60Hz ~1	CSIR	R	C-V		276	677	1.86	830	702	2.15	10.1	Lb	
GL80TC	7.57	1/5	HMBP	F	100V 50/60Hz ~1	CSIR	R	C-V	130	249	648	1.93	781	667	2.22	10.4	Lc	
GLY90RDa	9.09	1/4	HMBP	F	115V 60Hz ~1	CSIR	R	C-V	198	348	875	1.96	1053	900	2.25	10.6	Lc	
GLY90RDb	9.09	1/4	HMBP	F	115V 60Hz ~1	CSR	R	C-V	198	348	875	2.11	1053	900	2.42	10.6	Lc	
GL90PE	8.85	1/4	HMBP	F	115V 60Hz ~1	RSIR	R	C	167	303	773	1.79	932	796	2.06	10.8	Ld	
GL90TE	8.85	1/4	HMBP	F	115V 60Hz ~1	CSIR	R	C-V	167	303	773	1.79	932	796	2.06	10.8	Ld	
GL90TG	8.85	1/4	HMBP	F	200-220/220-230V 50/60Hz ~1	CSIR	R	C-V	168	303	773	1.72	932	796	1.97	10.8	Ld	
GL90MG	8.85	1/4	HBP	S	230V 50/60Hz ~1	CSIR	R	C-V		300	775	1.84	940	800	2.11	10.0	Ld	
GL90RG	8.85	1/4	HMBP	F	200-220/220-230V 50/60Hz ~1	CSR	R	C-V	167	303	773	2.01	932	796	2.31	10.9	Ld	
GL90TC	8.85	1/4	HMBP	F	100V 50/60Hz ~1	CSIR	R	C-V	167	303	773	1.83	932	796	2.10	10.9	Ld	
GPY12RDa	12.10	3/8	HMBP	F	115V 60Hz ~1	CSIR	R	C-V	281	480	1151	1.96	1375	1180	2.25	12.3	Pd	






This table continues in the following page

R134a

HMBP | HBP

60 Hz

R134a compressors compatible with R12

MODEL	DISPLACEMENT cm ³	POWER hp	APPLICATION	COOLING	VOLTAGE FREQUENCY	MOTOR	STARTING	EXPANSION	REFRIGERATION CAPACITY						WEIGHT Kg	DESIGN	
									COP in W/W 1 W = 0,864 kcal/h = 3,415 BTU/h Evaporating Temperature °C								
									Cecomaf (W)			Ashrae					
									-25	-15	5		10	7,2			
W	COP	Kcal/h	COP														
 GPY12RDb	12.10	3/8	HMBP	F	115V 60Hz ~1	CSR	R	C-V	281	480	1151	2.12	1375	1180	2.44	12.3	Pd
GP12PE	12.05	3/8	HMBP	F	115V 60Hz ~1	RSIR	R	C	198	395	1045	1.83	1260	1076	2.10	11.2	Pc
GP12TE	12.05	3/8	HMBP	F	115V 60Hz ~1	CSIR	R	C-V	198	395	1045	1.83	1260	1076	2.10	11.2	Pc
GP12TG	12.05	3/8	HMBP	F	200-220/220-230V 50/60Hz ~1	CSIR	R	C-V	198	395	1045	1.69	1260	1076	1.93	11.2	Pc
GP12RG	12.05	3/8	HMBP	F	200-220/220-230V 50/60Hz ~1	CSR	R	C-V	198	395	1045	1.96	1260	1076	2.25	11.2	Pc
 GPY14RDa	14.32	1/2	HMBP	F	115V 60Hz ~1	CSIR	R	C-V	318	516	1411	1.91	1739	1467	2.22	12.8	Pd
 GPY14RDb	14.32	1/2	HMBP	F	115V 60Hz ~1	CSR	R	C-V	318	516	1411	2.04	1739	1467	2.36	12.8	Pd
GP14PE	14.17	3/8	HMBP	F	115V 60Hz ~1	RSIR	R	C	222	437	1168	1.78	1414	1205	2.03	11.5	Pd
GP14TE	14.17	3/8	HMBP	F	115V 60Hz ~1	CSIR	R	C-V	222	437	1168	1.78	1414	1205	2.03	11.5	Pd
GP14TG	14.17	3/8	HMBP	F	200-220/220-230V 50/60Hz ~1	CSIR	R	C-V	222	437	1168	1.78	1414	1205	2.03	12.9	Pd
 GPY16RDa	16.15	1/2	HMBP	F	115V 60Hz ~1	CSIR	R	C-V	349	614	1519	1.89	1822	1560	2.17	12.8	Pd
 GPY16RDb	16.15	1/2	HMBP	F	115V 60Hz ~1	CSR	R	C-V	349	614	1519	2.01	1822	1560	2.31	12.8	Pd
GP16TE	16.15	3/8	HBP	F	115V 60Hz ~1	CSIR	R	C-V		557	1409	1.71	1698	1450	1.96	12.9	Pd
GP16TR	16.15	3/8	HBP	F	115-127V 60Hz ~1	CSIR	R	C-V		557	1409	1.74	1698	1450	2.01	12.9	Pd
GP16TG	16.15	3/8	HBP	F	200-220/230V 50/60Hz ~1	CSIR	R	C-V		557	1409	1.75	1698	1450	2.00	12.9	Pd
GX18TG	18.40	1/2	HMBP	F	200-220/220-230V 50/60Hz ~1	CSIR	R	C-V	334	630	1626	1.89	1958	1673	2.17	16.1	Xc
GX23TG	23.20	5/8	HMBP	F	200-220/220-230V 50/60Hz ~1	CSIR	R	C-V	429	792	2022	1.73	2434	2080	1.98	17.0	Xd
GS26TG	25.93	3/4	HMBP	F	200-220/220-230V 50/60Hz ~1	CSIR	R	C-V	307	824	2421	2.08	2936	2500	2.40	20.6	Sc
GS26T3	25.93	3/4	HMBP	F	400/440V 50/60Hz ~3	3PHASE	R	C-V	307	824	2421	2.09	2936	2500	2.40	22.7	Sc
GS30TG	29.95	7/8	HMBP	F	200-220/220-230V 50/60Hz ~1	CSR	R	C-V	371	921	2867	2.24	3528	2981	2.61	23.0	Sd
GS34TF	34.42	1	HMBP	F	220-230V 60Hz ~1	CSR	R	C-V	551	1248	3329	2.18	3992	3421	2.50	22.7	Sd

R134a

MBP

50 Hz

MODEL	DISPLACEMENT cm ³	POWER hp	APPLICATION	COOLING	VOLTAGE FREQUENCY	MOTOR	STARTING	EXPANSION	REFRIGERATION CAPACITY °C					WEIGHT Kg	DESIGN
									COP in W/W 1 W = 0,864 kcal/h = 3,415 BTU/h Evaporating Temperature °C						
									-25	-20	-10	-5	0		
									GD24NBa	2.44	1/14	MBP	S		

R134a

MBP

60 Hz

MODEL	DISPLACEMENT cm ³	POWER hp	APPLICATION	COOLING	VOLTAGE FREQUENCY	MOTOR	STARTING	EXPANSION	REFRIGERATION CAPACITY °C					WEIGHT Kg	DESIGN
									COP in W/W 1 W = 0,864 kcal/h = 3,415 BTU/h Evaporating Temperature °C						
									-25	-20	-10	-5	0		
									GD24NEa	2.44	1/14	MBP	S		
GD30NEa	3.08	1/10	MBP	S	115V 60Hz ~1	RSIR	P	C	57	85	137	175	241	5.8	Dj
GD40NEa	4.06	1/8	MBP	S	115V 60Hz ~1	RSIR	P	C	74	111	180	230	316	6.7	Dd

 High Efficiency Models

R134a: W (A) x 1.05 = kcal/h (B)

R134a: W (C) x 0.94 = kcal/h (D)

W x 0.86 = kcal/h

R134a VHBP 50 Hz

MODEL	DISPLACEMENT cm ³	POWER hp	APPLICATION	COOLING	VOLTAGE FREQUENCY	MOTOR	STARTING	EXPANSION	REFRIGERATION CAPACITY °C					WEIGHT Kg	DESIGN
									COP in W/W 1 W = 0,864 kcal/h = 3,415 BTU/h Evaporating Temperature °C						
									0	5	10	20	25		
GL45YG	4.50	1/6	VHBP	S	230V 50/60Hz ~1	CSIR	R	C-V	331	412	512	765	919	9.8	Lb
GP12YG	12.05	3/8	VHBP	S	230V 50/60Hz ~1	CSIR	R	C-V	925	1155	1430	2115	2524	12.7	Pd
GP14YB	14.17	3/8	VHBP	S	220-240V 50Hz ~1	RSCR	P	C	977	1189	1454	2138	2599	13.5	Pd
GP16YB	16.15	1/2	VHBP	S	220-240V 50Hz ~1	RSCR	P	C	660	832	1035	1531	1825	12.8	Pd
GP16YGb	16.15	1/2	VHBP	S	230V 50/60Hz ~1	CSR	R	C-V	1053	1297	1593	2340	2791	12.9	Pd

R134a VHBP 60 Hz

MODEL	DISPLACEMENT cm ³	POWER hp	APPLICATION	COOLING	VOLTAGE FREQUENCY	MOTOR	STARTING	EXPANSION	REFRIGERATION CAPACITY °C					WEIGHT Kg	DESIGN
									COP in W/W 1 W = 0,864 kcal/h = 3,415 BTU/h Evaporating Temperature °C						
									0	5	10	20	25		
GL45YG	4.50	1/6	VHBP	S	230V 50/60Hz ~1	CSIR	R	C-V	285	356	442	659	791	9.8	Lb
GP12YG	12.05	3/8	VHBP	S	230V 50/60Hz ~1	CSIR	R	C-V	791	986	1221	1710	2163	12.7	Pd
GP16YGb	16.15	1/2	VHBP	S	230V 50/60Hz ~1	CSR	R	C-V	1053	1297	1593	2340	2791	12.9	Pd

R134a LBP | MBP | HBP 12-42V DC

MODEL	DISPLACEMENT cm ³	POWER hp	APPLICATION	COOLING	VOLTAGE FREQUENCY	MOTOR	STARTING	EXPANSION	REFRIGERATION CAPACITY						WEIGHT Kg	DESIGN	
									COP in W/W 1 W = 0,864 kcal/h = 3,415 BTU/h Evaporating Temperature °C								
									-30	-23,3	-15	-10	-5	5			10
GLT80TDC	8.1	-	LBP MBP HBP	F	12-24V DC	ECM	-	C-V	120	172	276	361	462	712	862	8.4	Lc
GD30FDC	3.0	-	LBP MBP HBP	S-F	12-42V DC	ECM	-	C-V	37	58	97	129	168	270	-	5.4	Db
GD30FDC Dual	3.0	-	LBP MBP HBP	S-F	12-42V DC	ECM	-	C-V	37	58	97	129	168	270	-	5.4	Db

R134a: W (A) x 1.05 = kcal/h (B)

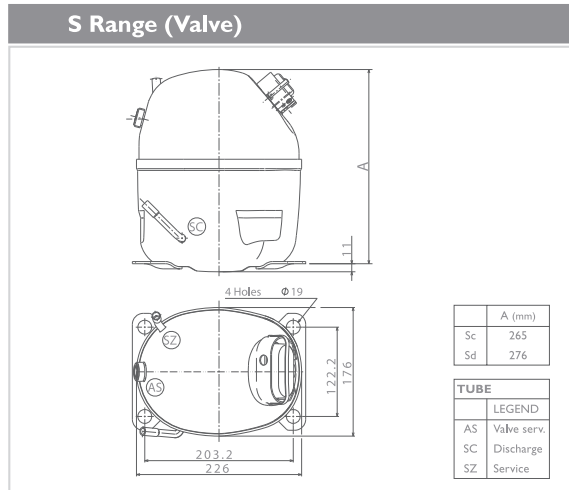
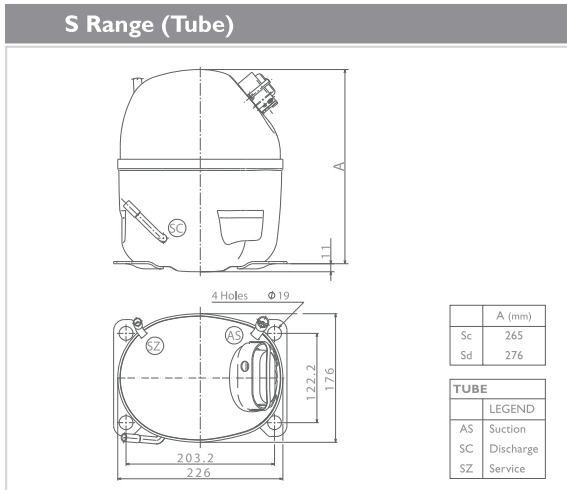
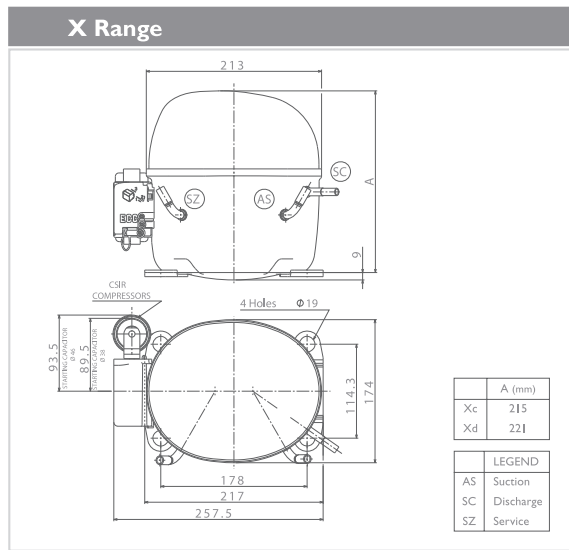
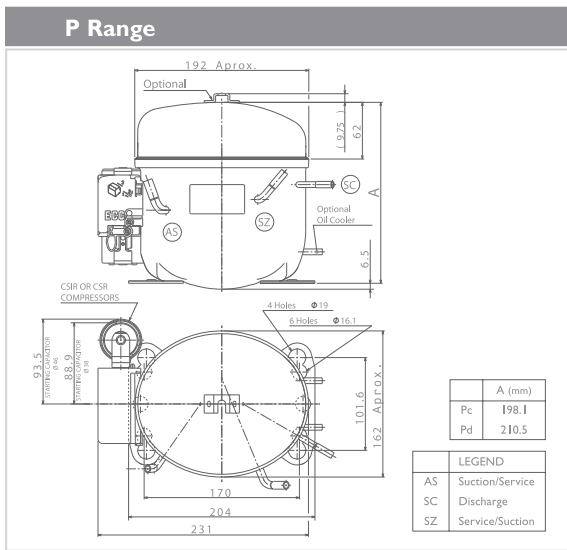
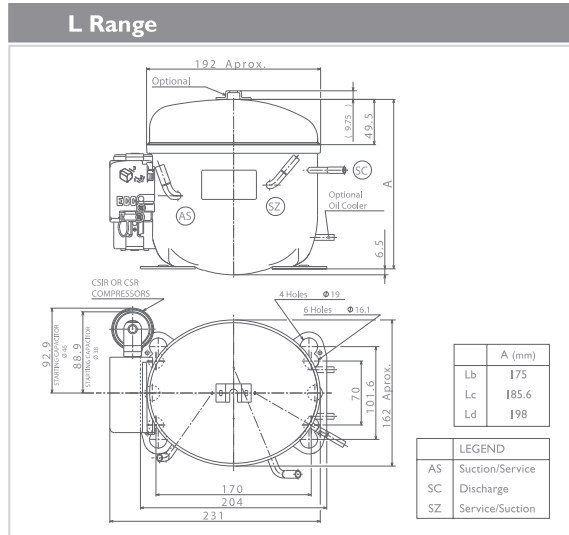
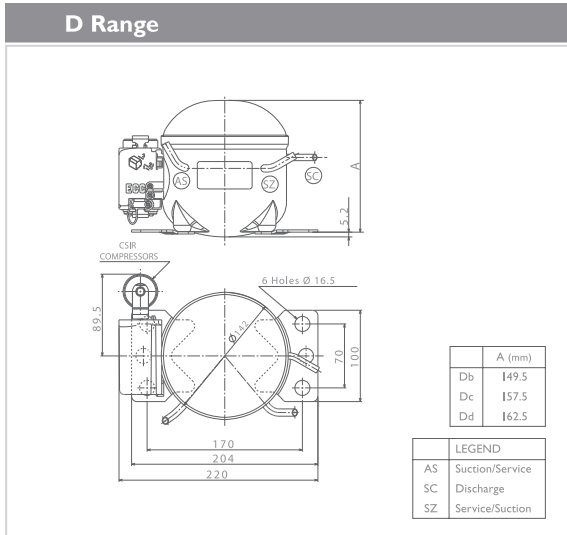
R134a: W (C) x 0.94 = kcal/h (D)

W x 0.86 = kcal /h

Testing cycle conditions	CECOMAF		ASHRAE	
	LBP (A)	HMBP (C)	LBP (B)	HMBP (D)
Condensing temperature		55	55	55
Liquid temperature		55	32	46
Suction temperature		32	32	35
Ambient temperature		32	32	35

F	OC	S	C	V	P	R
Fan cooled	Oil cooler	Static	Capillar and tube	Expansion valve	PTC	Relay

GS compressor's range can be provided with tube or valve



R404A / R507

2. Compressors Catalogue

compressors
R404A / R507

R404A | R507 (*)
LBP
50 Hz
GREEN COOLING

MODEL	DISPLACEMENT cm ³	POWER hp	APPLICATION	CPR COOLING	VOLTAGE FREQUENCY	MOTOR	STARTING	EXPANSION	REFRIGERATION CAPACITY °C								WEIGHT Kg	DESIGN
									COP in W/W 1 W = 0,864 kcal/h = 3,415 BTU/h Evaporating Temperature °C									
									Cecomaf (W)				Ashrae					
									-25		-10		-23,3					
									-40	-30	W	COP	-10	kcal/h	COP			
MLY40AAa	4.02	1/7	LBP	S	220-240V 50Hz ~1	RSIR	P	C	45	95	130	0.89	271	166	1.25	10.1	Lb	
MLY40AAb	4.02	1/7	LBP	S	220-240V 50Hz ~1	RSCR	P	C	45	95	130	0.94	271	166	1.32	10.1	Lb	
MLY45LAa	4.56	1/6	LBP	F	220-240V 50Hz ~1	CSIR	R	C-V	61	118	158	0.92	318	200	1.30	9.9	Lc	
MLY45LAb	4.56	1/6	LBP	F	220-240V 50Hz ~1	CSR	R	C-V	61	118	158	0.98	318	200	1.38	9.9	Lc	
MLY50AAa	5.11	1/6	LBP	S	220-240V 50Hz ~1	RSIR	P	C	65	131	174	0.88	344	220	1.23	10.5	Lb	
MLY50AAb	5.11	1/6	LBP	S	220-240V 50Hz ~1	RSCR	P	C	65	131	174	0.93	344	220	1.31	10.5	Lb	
MLY60LAa	5.98	1/5	LBP	F	220-240V 50Hz ~1	CSIR	R	C-V	87	169	222	0.90	430	280	1.26	10.3	Lc	
MLY60LAb	5.98	1/5	LBP	F	220-240V 50Hz ~1	CSR	R	C-V	87	169	222	0.97	430	280	1.36	10.3	Lc	
MLY80LAa	8.10	1/4	LBP	F	220-240V 50Hz ~1	CSIR	R	C-V	104	208	276	0.91	550	350	1.28	11.6	Ld	
MLY80LAb	8.10	1/4	LBP	F	220-240V 50Hz ~1	CSR	R	C-V	104	208	276	0.98	550	350	1.38	11.6	Ld	
MLY90LAa	9.09	1/3	LBP	F	220-240V 50Hz ~1	CSIR	R	C-V	121	236	313	0.91	614	395	1.28	11.9	Ld	
MLY90LAb	9.09	1/3	LBP	F	220-240V 50Hz ~1	CSR	R	C-V	121	236	313	0.98	614	395	1.38	11.9	Ld	
MPT12LA	12.10	3/8	LBP	F	220-240V 50Hz ~1	CSR	R	C-V	194	348	453	1.01	876	570	1.42	13.0	Pd	
MPT14LA	14.32	1/2	LBP	F	220-240V 50Hz ~1	CSR	R	C-V	243	420	535	0.99	988	670	1.38	13.4	Pd	

R404A | R507 (*)
LBP
60 Hz
GREEN COOLING

MODEL	DISPLACEMENT cm ³	POWER hp	APPLICATION	COOLING	VOLTAGE FREQUENCY	MOTOR	STARTING	EXPANSION	REFRIGERATION CAPACITY °C								WEIGHT Kg	DESIGN
									COP in W/W 1 W = 0,864 kcal/h = 3,415 BTU/h Evaporating Temperature °C									
									Cecomaf (W)				Ashrae					
									-25		-10		-23,3					
									-40	-30	W	COP	-10	kcal/h	COP			
MLT50AD	5.11	1/5	LBP	S	115V 60Hz ~1	RSCR	P	C	75	155	210	1.01	438	268	1.42	9.6	Lc	
MLT50ADb	5.11	1/5	LBP	F	115V 60Hz ~1	CSR	R	C	75	155	210	1.01	438	268	1.42	9.6	Lc	
MLT50ADc	5.11	1/5	LBP	S	115V 60Hz ~1	CSR	R	C-V	75	155	210	1.01	438	268	1.42	9.6	Lc	
MLT50LD	5.11	1/5	LBP	F	115V 60Hz ~1	CSR	R	C-V	75	155	210	1.01	438	268	1.42	9.5	Lc	
MLY60LDa	5.98	1/5	LBP	F	115V 60Hz ~1	CSIR	R	C-V	102	198	260	0.89	503	328	1.25	10.3	Lc	
MLY60LDb	5.98	1/5	LBP	F	115V 60Hz ~1	CSR	R	C-V	102	198	260	0.95	503	328	1.34	10.3	Lc	
MLT90LD	9.09	1/4	LBP	F	115V 60Hz ~1	CSR	R	C-V	160	285	375	0.99	753	474	1.40	10.3	Ld	
MLT90CD	9.09	1/3	LBP	F	115V 60Hz ~1	RSCR	P	C	165	291	383	1.03	773	485	1.45	10.3	Ld	
MLT90CDb	9.09	1/3	LBP	F	115V 60Hz ~1	CSR	R	C-V	160	285	375	0.99	753	474	1.40	10.3	Ld	
MLT90CDc	9.09	1/3	LBP	S	115V 60Hz ~1	CSR	R	C-V	160	285	375	0.99	753	474	1.40	10.3	Ld	
MPT12LD	12.10	3/8	LBP	F	115V 60Hz ~1	CSR	R	C-V	226	398	516	1.01	996	650	1.41	11.5	Pd	
MPT12CD	12.10	3/8	LBP	F	115V 60Hz ~1	RSCR	P	C	226	398	516	1.01	996	650	1.41	11.5	Pd	
MPT12CDb	12.10	3/8	LBP	F	115V 60Hz ~1	CSR	R	C-V	226	398	516	1.01	996	650	1.41	11.5	Pd	

 Green Cooling Models

(*) Or **R407B**

R404A: W (A) x 1.17 = kcal/h (B)

W x 0.86 = kcal/h

R404A: W (C) x 1.02 = kcal/h (D)

R404A | R507 (*)

HMBP | HBP

50 Hz

GREEN COOLING

MODEL	DISPLACEMENT cm ³	POWER hp	APPLICATION	CPR COOLING	VOLTAGE FREQUENCY	MOTOR	STARTING	EXPANSION	REFRIGERATION CAPACITY °C						WEIGHT Kg	DESIGN	
									COP in W/W 1 W = 0,864 kcal/h = 3,415 BTU/h Evaporating Temperature °C								
									Cecomaf (W)			Ashrae					
									5		10	7,2		COP			
									-25	-15		W	COP				kcal/h
MLY60RAa	5.98	1/4	HMBP	F	220-240V 50Hz ~1	CSIR	R	C-V	212	346	766	1.77	902	825	2.15	10.5	Lc
MLY60RAb	5.98	1/4	HMBP	F	220-240V 50Hz ~1	CSR	R	C-V	212	346	766	1.93	902	825	2.36	10.5	Lc
MLY80RAa	8.10	3/8	HMBP	F	220-240V 50Hz ~1	CSIR	R	C-V	282	463	1055	1.86	1250	1140	2.27	10.2	Ld
MLY80RAb	8.10	3/8	HMBP	F	220-240V 50Hz ~1	CSR	R	C-V	282	463	1055	2.02	1250	1140	2.46	10.2	Ld
MLY90RAa	9.09	3/8	HMBP	F	220-240V 50Hz ~1	CSIR	R	C-V	317	512	1132	1.75	1334	1220	2.13	11.3	Ld
MLY90RAb	9.09	3/8	HMBP	F	220-240V 50Hz ~1	CSR	R	C-V	317	511	1136	1.92	1340	1225	2.34	11.3	Ld

R404A | R507 (*)

HMBP | HBP

60 Hz

GREEN COOLING

MODEL	DISPLACEMENT cm ³	POWER hp	APPLICATION	CPR COOLING	VOLTAGE FREQUENCY	MOTOR	STARTING	EXPANSION	REFRIGERATION CAPACITY °C						WEIGHT Kg	DESIGN	
									COP in W/W 1 W = 0,864 kcal/h = 3,415 BTU/h Evaporating Temperature °C								
									Cecomaf (W)			Ashrae					
									5		10	7,2		COP			
									-25	-15		W	COP				kcal/h
MLY60RDa	5.98	1/4	HMBP	F	115V 60Hz ~1	CSIR	R	C-V	252	411	905	1.73	1065	975	2.10	11.0	Lc
MLY60RDb	5.98	1/4	HMBP	F	115V 60Hz ~1	CSR	R	C-V	252	411	905	1.86	1065	975	2.27	11.0	Lc
MLY80RDa	8.10	3/8	HMBP	F	115V 60Hz ~1	CSIR	R	C-V	330	543	1232	1.77	1457	1330	2.15	11.2	Ld
MLY80RDb	8.10	3/8	HMBP	F	115V 60Hz ~1	CSR	R	C-V	330	543	1232	1.83	1457	1330	2.22	11.2	Ld

















Green Cooling Models

(*) Or R407B

R404A: W (A) x 1.17 = kcal/h (B)

W x 0.86 = kcal /h

R404A: W (C) x 1.02 = kcal/h (D)

MODEL	DISPLACEMENT cm ³	POWER hp	APPLICATION	CPR COOLING	VOLTAGE FREQUENCY	MOTOR	STARTING	EXPANSION	REFRIGERATION CAPACITY °C								WEIGHT Kg	DESIGN
									COP in W/W 1 W = 0,864 kcal/h = 3,415 BTU/h Evaporating Temperature °C									
									Cecomaf (W)				Ashrae					
									-40	-30	-25		-10	-23,3				
											W	COP		kcal/h	COP			
 MLY40AAa	4.02	1/7	LBP	S	220-240V 50Hz ~1	RSIR	P	C	45	95	130	0.89	271	166	1.25	10.1	Lb	
 MLY40AAb	4.02	1/7	LBP	S	220-240V 50Hz ~1	RSCR	P	C	45	95	130	0.94	271	166	1.32	10.1	Lb	
 MLY45LAa	4.56	1/6	LBP	F	220-240V 50Hz ~1	CSIR	R	C-V	61	118	158	0.92	318	200	1.30	9.9	Lc	
 MLY45LAb	4.56	1/6	LBP	F	220-240V 50Hz ~1	CSR	R	C-V	61	118	158	0.98	318	200	1.38	9.9	Lc	
ML45FB	4.56	1/6	LBP	F	220-240V 50Hz ~1	CSIR	R	C-V	52	100	134	0.66	275	170	0.94	9.9	Lb	
ML45FG	4.56	1/6	LBP	F	200-240/220-230V 50/60Hz ~1	CSIR	R	C-V	52	100	134	0.68	275	170	0.96	10.3	Lc	
 MLY50AAa	5.11	1/6	LBP	S	220-240V 50Hz ~1	RSIR	P	C	65	131	174	0.88	344	220	1.23	10.5	Lb	
 MLY50AAb	5.11	1/6	LBP	S	220-240V 50Hz ~1	RSCR	P	C	65	131	174	0.93	344	220	1.31	10.5	Lb	
 MLY60LAa	5.98	1/5	LBP	F	220-240V 50Hz ~1	CSIR	R	C-V	87	169	222	0.90	430	280	1.26	10.3	Lc	
 MLY60LAb	5.98	1/5	LBP	F	220-240V 50Hz ~1	CSR	R	C-V	87	169	222	0.97	430	280	1.36	10.3	Lc	
ML60FB	5.98	1/5	LBP	F	220-240V 50Hz ~1	CSIR	R	C-V	69	134	178	0.71	352	225	1.01	10.2	Lc	
ML60FG	5.98	1/5	LBP	F	200-240/220-230V 50/60Hz ~1	CSIR	R	C-V	69	134	178	0.71	352	225	1.01	10.3	Lc	
 MLY80LAa	8.10	1/4	LBP	F	220-240V 50Hz ~1	CSIR	R	C-V	104	208	276	0.91	550	350	1.28	11.6	Ld	
 MLY80LAb	8.10	1/4	LBP	F	220-240V 50Hz ~1	CSR	R	C-V	104	208	276	0.98	550	350	1.38	11.6	Ld	
ML80FB	8.10	1/4	LBP	F	220-240V 50Hz ~1	CSIR	R	C-V	100	190	253	0.78	507	320	1.09	10.0	Lc	
ML80FG	8.10	1/4	LBP	F	200-220/220-230V 50/60Hz ~1	CSIR	R	C-V	100	190	253	0.77	507	320	1.08	11.3	Ld	
 MLY90LAa	9.09	1/3	LBP	F	220-240V 50Hz ~1	CSIR	R	C-V	121	236	313	0.91	614	395	1.28	11.9	Ld	
 MLY90LAb	9.09	1/3	LBP	F	220-240V 50Hz ~1	CSR	R	C-V	121	236	313	0.98	614	395	1.38	11.9	Ld	
ML90FB	8.86	1/3	LBP	F	220-240V 50Hz ~1	CSIR	R	C-V	104	208	276	0.83	550	350	1.16	10.1	Ld	
ML90FG	8.86	1/3	LBP	F	200-220/230V 50/60Hz ~1	CSIR	R	C-V	104	208	276	0.80	550	350	1.13	11.3	Ld	
 MPT12LA	12.10	3/8	LBP	F	220-240V 50Hz ~1	CSR	R	C-V	194	348	453	1.01	876	570	1.42	13.0	Pd	
 MPT14LA	14.32	1/2	LBP	F	220-240V 50Hz ~1	CSR	R	C-V	243	420	535	0.99	988	670	1.38	13.4	Pd	
MP12FB	12.05	3/8	LBP	F	220-240V 50Hz ~1	CSIR	R	C-V	104	252	351	0.83	747	450	1.16	12.0	Pd	
MP12FG	12.05	3/8	LBP	F	200-220/220-230V 50/60Hz ~1	CSIR	R	C-V	104	252	351	0.82	747	450	1.16	12.7	Pd	
MP14FB	14.17	1/2	LBP	F	220-240V 50Hz ~1	CSIR	R	C-V	121	304	422	0.80	880	540	1.12	13.9	Pd	
MP14FG	14.17	1/2	LBP	F	200-220/230V 50/60Hz ~1	CSIR	R	C-V	121	304	422	0.80	880	540	1.12	13.0	Pd	
 MX18FBa	18.40	5/8	LBP	F	220-240V 50Hz ~1	CSR	R	C-V	174	397	548	0.96	1151	700	1.36	16.0	Xd	
 MX21FBa	20.72	3/4	LBP	F	220-240V 50Hz ~1	CSR	R	C-V	213	464	632	0.96	1301	805	1.35	16.0	Xd	
MX21FG	20.72	3/4	LBP	F	200-220/220-230V 50/60Hz ~1	CSR	R	C-V	213	464	632	0.96	1301	805	1.35	16.2	Xd	
MX23FB	23.20	7/8	LBP	F	220-240V 50Hz ~1	CSR	R	C-V	260	536	720	0.96	1460	915	1.35	16.4	Xd	
MX23FG	23.20	7/8	LBP	F	200-220/220-230V 50/60Hz ~1	CSR	R	C-V	260	536	720	0.95	1460	915	1.34	17.8	Xd	
MS26FB	25.93	3/4	LBP	F	220-240V 50Hz ~1	CSR	R	C-V	182	572	816	0.97	1744	1050	1.37	22.6	Sd	
MS26FG	25.93	3/4	LBP	F	200-220/230V 50/60Hz ~1	CSR	R	C-V	174	550	779	0.96	1632	1000	1.35	22.6	Sd	
MS26F3	25.93	3/4	LBP	F	400/440V 50/60Hz ~3	3PHASE	R	C-V	174	550	779	0.96	1632	1000	1.35	20.8	Sd	
MS30FB	29.95	7/8	LBP	F	220-240V 50Hz ~1	CSR	R	C-V	208	657	935	0.95	1977	1201	1.35	22.7	Sd	
MS30FBc	29.95	7/8	LBP	F	220-240V 50Hz ~1	CSR	R	C-V	208	657	935	0.95	1977	1201	1.35	22.7	Sd	
MS30F3	29.95	7/8	LBP	F	400/440V 50/60Hz ~3	3PHASE	R	C-V	208	657	934	0.93	1976	1200	1.32	24.0	Sd	
MS34FB	34.42	1	LBP	F	220V 50Hz ~1	CSR	R	C-V	243	764	1089	0.96	2319	1400	1.35	22.7	Sd	
MS34FBb	34.42	1	LBP	F	220-240V 50Hz ~1	CSR	R	C-V	243	764	1089	0.96	2319	1400	1.35	22.7	Sd	
MS34F3	34.42	1	LBP	F	400/440V 50/60Hz ~3	3PHASE	R	C-V	243	764	1089	1.00	2319	1400	1.40	22.9	Sd	
















(*) Or R407B

R404A: W (A) x 1.17 = kcal/h (B)

W x 0.86 = kcal /h

R404A: W (C) x 1.02 = kcal/h (D)

MODEL	DISPLACEMENT cm ³	POWER hp	APPLICATION	CPR COOLING	VOLTAGE FREQUENCY	MOTOR	STARTING	EXPANSION	REFRIGERATION CAPACITY °C						WEIGHT Kg	DESIGN	
									COP in W/W 1 W = 0,864 kcal/h = 3,415 BTU/h Evaporating Temperature °C								
									Cecomaf (W)			Ashrae					
									-25		-10	-23,3		COP			
									-40	-30		W	COP				kcal/h
ML45FR	4.56	1/6	LBP	F	115-127V 60Hz ~1	CSIR	R	C-V	61	118	157	0.72	322	200	1.01	10.3	Lc
ML45FG	4.56	1/6	LBP	F	200-240/220-230V 50/60Hz ~1	CSIR	R	C-V	61	118	157	0.69	322	200	0.97	10.3	Lc
 MLT50AD	5.11	1/5	LBP	S	115V 60Hz ~1	RSCR	P	C	75	155	210	1.01	438	268	1.42	9.6	Lc
 MLT50ADb	5.11	1/5	LBP	F	115V 60Hz ~1	CSR	R	C	75	155	210	1.01	438	268	1.42	9.6	Lc
 MLT50ADc	5.11	1/5	LBP	S	115V 60Hz ~1	CSR	R	C-V	75	155	210	1.01	438	268	1.42	9.6	Lc
 MLT50LD	5.11	1/5	LBP	F	115V 60Hz ~1	CSR	R	C-V	75	155	210	1.01	438	268	1.42	9.5	Lc
 MLY60Lda	5.98	1/5	LBP	F	115V 60Hz ~1	CSIR	R	C-V	102	198	260	0.89	503	328	1.25	10.3	Lc
 MLY60Ldb	5.98	1/5	LBP	F	115V 60Hz ~1	CSR	R	C-V	102	198	260	0.95	503	328	1.34	10.3	Lc
ML60FR	5.98	1/5	LBP	F	115-127V 60Hz ~1	CSIR	R	C-V	82	157	208	0.72	412	263	1.01	11.0	Lc
ML60FG	5.98	1/5	LBP	F	200-240/220-230V 50/60Hz ~1	CSIR	R	C-V	82	157	208	0.70	412	263	0.99	10.3	Lc
ML80FR	8.10	1/4	LBP	F	115-127V 60Hz ~1	CSIR	R	C-V	117	224	297	0.75	593	376	1.05	11.3	Ld
ML80FG	8.10	1/4	LBP	F	200-220/220-230V 50/60Hz ~1	CSIR	R	C-V	117	224	297	0.76	593	376	1.07	11.3	Ld
 MLT90LD	9.09	1/4	LBP	F	115V 60Hz ~1	CSR	R	C-V	160	285	375	0.99	753	474	1.40	10.3	Ld
 MLT90CD	9.09	1/3	LBP	F	115V 60Hz ~1	RSCR	P	C	165	291	383	1.03	773	485	1.45	10.3	Ld
 MLT90Cdb	9.09	1/3	LBP	F	115V 60Hz ~1	CSR	R	C-V	160	285	375	0.99	753	474	1.40	10.3	Ld
 MLT90CDc	9.09	1/3	LBP	S	115V 60Hz ~1	CSR	R	C-V	160	285	375	0.99	753	474	1.40	10.3	Ld
ML90FR	8.86	1/3	LBP	F	115-127V 60Hz ~1	CSIR	R	C-V	121	243	324	0.79	644	410	1.11	11.3	Ld
ML90FG	8.86	1/3	LBP	F	200-220/230V 50/60Hz ~1	CSIR	R	C-V	121	243	324	0.80	644	410	1.12	11.3	Ld
 MPT12LD	12.10	3/8	LBP	F	115V 60Hz ~1	CSR	R	C-V	226	398	516	1.01	996	650	1.41	11.5	Pd
 MPT12CD	12.10	3/8	LBP	F	115V 60Hz ~1	RSCR	P	C	226	398	516	1.01	996	650	1.41	11.5	Pd
 MPT12Cdb	12.10	3/8	LBP	F	115V 60Hz ~1	CSR	R	C-V	226	398	516	1.01	996	650	1.41	11.5	Pd
MP12FR	12.05	3/8	LBP	F	115-127V 60Hz ~1	CSIR	R	C-V	121	295	411	0.81	874	527	1.15	12.7	Pd
MP12FG	12.05	3/8	LBP	F	200-220/220-230V 50/60Hz ~1	CSIR	R	C-V	121	295	411	0.85	874	527	1.19	12.7	Pd
MP14FE	14.17	1/2	LBP	F	115V 60Hz ~1	CSIR	R	C-V	142	356	494	0.77	1030	632	1.10	13.0	Pd
MP14FG	14.17	1/2	LBP	F	200-220/230V 50/60Hz ~1	CSIR	R	C-V	142	356	494	0.82	1030	632	1.15	13.0	Pd
MX16FR	16.03	1/2	LBP	F	115-127V 60Hz ~1	CSIR	R	C-V	182	411	564	0.84	1177	720	1.18	15.6	Xc
MX21FG	20.72	3/4	LBP	F	200-220/220-230V 50/60Hz ~1	CSR	R	C-V	248	542	738	0.94	1520	940	1.32	16.2	Xd
MX23FE	23.20	7/8	LBP	F	115V 60Hz ~1	CSR	R	C-V	299	607	812	0.83	1632	1030	1.16	15.0	Xd
MX23FG	23.20	7/8	LBP	F	200-220/220-230V 50/60Hz ~1	CSR	R	C-V	304	628	846	0.94	1718	1075	1.32	17.8	Xd
MS26FF	25.93	3/4	LBP	F	208-230V 60Hz ~1	CSR	R	C-V	203	643	912	0.92	1910	1170	1.30	22.6	Sd
MS26FG	25.93	3/4	LBP	F	200-220/230V 50/60Hz ~1	CSR	R	C-V	203	643	912	0.92	1910	1170	1.31	22.6	Sd
MS26F3	25.93	3/4	LBP	F	400/440V 50/60Hz ~3	3PHASE	R	C-V	203	643	912	0.92	1910	1170	1.31	20.8	Sd
MS30FF	29.95	7/8	LBP	F	208-230V 60Hz ~1	CSR	R	C-V	243	765	1090	0.93	2311	1400	1.31	22.7	Sd
MS30FG	29.95	7/8	LBP	F	230V 60Hz ~1	CSR	R	C-V	243	765	1090	0.96	2311	1400	1.36	22.7	Sd
MS30F3	29.95	7/8	LBP	F	400/440V 50/60Hz ~3	3PHASE	R	C-V	243	765	1090	0.94	2311	1400	1.32	24.0	Sd
MS34F3	34.42	1	LBP	F	400/440V 50/60Hz ~3	3PHASE	R	C-V	278	887	1267	0.96	2706	1630	1.35	22.9	Sd

 Green Cooling Models

(*) Or R407B

R404A: W (A) x 1.17 = kcal/h (B)

W x 0.86 = kcal/h

R404A: W (C) x 1.02 = kcal/h (D)

MODEL	DISPLACEMENT cm ³	POWER hp	APPLICATION	COOLING	VOLTAGE FREQUENCY	MOTOR	STARTING	EXPANSION	REFRIGERATION CAPACITY °C								WEIGHT Kg	DESIGN
									COP in W/W 1 W = 0,864 kcal/h = 3,415 BTU/h Evaporating Temperature °C									
									Cecomaf (W)				Ashrae					
									-25	-15	5		10	7,2				
											W	COP		kcal/h	COP			
ML40TB	4.05	1/6	HMBP	F	220-240V 50Hz ~1	CSIR	R	C-V	133	214	473	1.43	558	510	1.74	10.0	Lc	
ML40TG	4.05	1/6	HMBP	F	200-240/220-230V 50/60Hz ~1	CSIR	R	C-V	133	214	473	1.43	558	510	1.74	10.0	Lc	
ML45TB	4.50	1/5	HMBP	F	220-240V 50Hz ~1	CSIR	R	C-V	151	238	528	1.49	624	570	1.82	10.1	Lc	
ML45TG	4.50	1/5	HMBP	F	200-240/220-230V 50/60Hz ~1	CSIR	R	C-V	151	238	528	1.49	624	570	1.82	10.0	Lc	
MLY60RAa	5.98	1/4	HMBP	F	220-240V 50Hz ~1	CSIR	R	C-V	212	346	766	1.77	902	825	2.15	10.5	Lc	
MLY60RAb	5.98	1/4	HMBP	F	220-240V 50Hz ~1	CSR	R	C-V	212	346	766	1.93	902	825	2.36	10.5	Lc	
ML60TB	5.68	1/4	HMBP	F	220-240V 50Hz ~1	CSIR	R	C-V	166	277	647	1.53	769	700	1.85	10.1	Lc	
ML60TG	5.68	1/4	HMBP	F	200-220/230V 50/60Hz ~1	CSIR	R	C-V	166	277	647	1.53	769	700	1.85	10.0	Lc	
MLY80RAa	8.10	3/8	HMBP	F	220-240V 50Hz ~1	CSIR	R	C-V	282	463	1055	1.86	1250	1140	2.27	10.2	Ld	
MLY80RAb	8.10	3/8	HMBP	F	220-240V 50Hz ~1	CSR	R	C-V	282	463	1055	2.02	1250	1140	2.46	10.2	Ld	
ML80TB	7.57	3/8	HMBP	F	220-240V 50Hz ~1	CSIR	R	C-V	227	385	880	1.63	1040	950	1.99	11.4	Ld	
ML80TG	7.57	3/8	HMBP	F	200-240/220-230V 50/60Hz ~1	CSIR	R	C-V	227	385	880	1.63	1040	950	1.99	11.2	Ld	
MLY90RAa	9.09	3/8	HMBP	F	220-240V 50Hz ~1	CSIR	R	C-V	317	512	1132	1.75	1334	1220	2.13	11.3	Ld	
MLY90RAb	9.09	3/8	HMBP	F	220-240V 50Hz ~1	CSR	R	C-V	317	511	1136	1.92	1340	1225	2.34	11.3	Ld	
ML90TB	8.86	3/8	HMBP	F	220-240V 50Hz ~1	CSIR	R	C-V	282	463	1055	1.63	1250	1140	1.98	11.6	Ld	
ML90TG	8.86	3/8	HMBP	F	200-220/230V 50/60Hz ~1	CSIR	R	C-V	282	463	1055	1.63	1250	1140	1.98	12.7	Ld	
MP12RB	12.05	1/2	HMBP	F	220-240V 50Hz ~1	CSR	R	C-V	373	634	1463	1.89	1732	1580	2.30	13.5	Pd	
MP12TG	12.05	1/2	HMBP	F	200-220/220-230V 50/60Hz ~1	CSR	R	C-V	373	634	1463	1.85	1732	1580	2.25	13.5	Pd	
MP14RB	14.17	1/2	HMBP	F	220-240V 50Hz ~1	CSR	R	C-V	463	765	1674	1.76	1963	1800	2.14	13.5	Pd	
MX16TB	16.03	3/4	HMBP	F	220-240V 50Hz ~1	CSR	R	C-V	484	818	1880	1.76	2225	2030	2.15	16.2	Xc	
MX18TB	18.40	7/8	HMBP	F	220-240V 50Hz ~1	CSR	R	C-V	554	937	2157	1.78	2554	2330	2.18	16.0	Xd	
MX18TG	18.40	7/8	HMBP	F	200-220/220-230V 50/60Hz ~1	CSR	R	C-V	554	937	2157	1.78	2554	2330	2.18	17.0	Xd	
MX21TB	20.72	1	HMBP	F	220-240V 50Hz ~1	CSR	R	C-V	625	1052	2425	1.77	2873	2620	2.15	17.4	Xd	
MX21TG	20.72	1	HMBP	F	200-220/230V 50/60Hz ~1	CSR	R	C-V	625	1052	2425	1.77	2873	2620	2.15	17.6	Xd	
MS18T3	18.10	7/8	HMBP	F	400/440V 50/60Hz ~3	3PHASE	R	C-V	423	838	2137	1.92	2557	2320	2.35	20.0	Sc	
MS22TB	21.75	1	HMBP	F	220-240V 50Hz ~1	CSR	R	C-V	453	972	2566	2.04	3077	2789	2.50	20.5	Sc	
MS22T3	21.75	1	HMBP	F	400/440V 50/60Hz ~3	3PHASE	R	C-V	453	975	2576	2.01	3090	2800	2.45	20.0	Sc	
MS26TB	25.93	1 3/8	HMBP	F	220-240V 50Hz ~1	CSR	R	C-V	675	1295	3185	2.02	3789	3449	2.46	23.0	Sd	
MS26TG	25.93	1 3/8	HMBP	F	200-220/230V 50/60Hz ~1	CSR	R	C-V	675	1295	3186	2.02	3791	3451	2.46	23.0	Sd	
MS26T3	25.93	1 3/8	HMBP	F	400/440V 50/60Hz ~3	3PHASE	R	C-V	675	1295	3186	2.01	3791	3451	2.45	18.6	Sd	
MS34TB	34.42	1 5/8	HBP	F	220-240V 50Hz ~1	CSR	R	C-V	1012	1860	4231	1.92	4959	4551	2.30	22.7	Sd	
MS34T3	34.42	1 5/8	HMBP	F	400/440V 50/60Hz ~3	3PHASE	R	C-V	1007	1860	4231	1.82	4958	4551	2.20	22.8	Sd	





 Green Cooling Models

(*) Or R407B

R404A: W (A) x 1.17 = kcal/h (B)

W x 0.86 = kcal/h

R404A: W (C) x 1.02 = kcal/h (D)

MODEL	DISPLACEMENT cm ³	POWER hp	APPLICATION	COOLING	VOLTAGE FREQUENCY	MOTOR	STARTING	EXPANSION	REFRIGERATION CAPACITY °C								WEIGHT Kg	DESIGN
									COP in W/W 1 W = 0,864 kcal/h = 3,415 BTU/h Evaporating Temperature °C									
									Cecomaf (W)				Ashrae					
									-25	-15	5		10	7,2				
											W	COP		kcal/h	COP			
ML40TG	4.05	1/6	HMBP	F	200-240/220-230V 50/60Hz ~1	CSIR	R	C-V	156	250	556	1.41	657	600	1.70	10.0	Lc	
ML45TG	4.50	1/5	HMBP	F	200-240/220-230V 50/60Hz ~1	CSIR	R	C-V	177	279	618	1.44	731	667	1.74	10.0	Lc	
 MLY60RDa	5.98	1/4	HMBP	F	115V 60Hz ~1	CSIR	R	C-V	252	411	905	1.73	1065	975	2.10	11.0	Lc	
 MLY60RDb	5.98	1/4	HMBP	F	115V 60Hz ~1	CSR	R	C-V	252	411	905	1.86	1065	975	2.27	11.0	Lc	
ML60TG	5.68	1/4	HMBP	F	200-220/230V 50/60Hz ~1	CSIR	R	C-V	194	325	758	1.51	901	820	1.83	10.0	Lc	
ML60TR	5.68	1/4	HMBP	F	115-127V 60Hz ~1	CSIR	R	C-V	194	325	758	1.5	901	820	1.83	10.0	Lc	
 MLY80RDa	8.10	3/8	HMBP	F	115V 60Hz ~1	CSIR	R	C-V	330	543	1232	1.77	1457	1330	2.15	11.2	Ld	
 MLY80RDb	8.10	3/8	HMBP	F	115V 60Hz ~1	CSR	R	C-V	330	543	1232	1.83	1457	1330	2.22	11.2	Ld	
ML80TG	7.57	3/8	HMBP	F	200-240/220-230V 50/60Hz ~1	CSIR	R	C-V	265	451	1029	1.61	1215	1110	1.96	11.2	Ld	
ML90TG	8.86	3/8	HMBP	F	200-220/230V 50/60Hz ~1	CSIR	R	C-V	330	542	1235	1.56	1463	1334	1.89	12.7	Ld	
MP12TG	12.05	1/2	HMBP	F	200-220/220-230V 50/60Hz ~1	CSR	R	C-V	433	741	1713	1.81	2028	1850	2.20	13.5	Pd	
MX18TE	18.40	7/8	HMBP	F	115V 60Hz ~1	CSR	R	C-V	648	1095	2523	1.64	2989	2726	2.00	16.0	Xd	
MX18TG	18.40	7/8	HMBP	F	200-220/220-230V 50/60Hz ~1	CSR	R	C-V	648	1095	2523	1.76	2989	2726	2.15	17.0	Xd	
MX21TG	20.72	1	HMBP	F	200-220/230V 50/60Hz ~1	CSR	R	C-V	730	1217	2799	1.74	3318	3026	2.12	17.6	Xd	
MS18T3	18.10	7/8	HMBP	F	400/440V 50/60Hz ~3	3PHASE	R	C-V	494	976	2487	1.85	2976	2700	2.25	20.0	Sc	
MS22T3	21.75	1	HMBP	F	400/440V 50/60Hz ~3	3PHASE	R	C-V	530	1140	3014	1.97	3615	3277	2.40	20.0	Sc	
MS26TG	25.93	1 3/8	HMBP	F	200-220/230V 50/60Hz ~1	CSR	R	C-V	790	1516	3729	1.96	4436	4038	2.37	23.0	Sd	
MS26T3	25.93	1 3/8	HMBP	F	400/440V 50/60Hz ~3	3PHASE	R	C-V	790	1516	3729	1.86	4436	4038	2.25	18.6	Sd	
MS34T3	34.42	1 5/8	HMBP	F	400/440V 50/60Hz ~3	3PHASE	R	C-V	1179	2176	4948	1.73	5797	5321	2.10	22.8	Sd	

 Green Cooling Models

(*) Or R407B

R404A: W (A) x 1.17 = kcal/h (B)

W x 0.86 = kcal /h

R404A: W (C) x 1.02 = kcal/h (D)

Testing cycle conditions	CECOMAF		ASHRAE	
	LBP (A)	HMBP (C)	LBP (B)	HMBP (D)
Condensing temperature		55	55	55
Liquid temperature		55	32	46
Suction temperature		32	32	35
Ambient temperature		32	32	35

F	OC	S	C	V	P	R
Fan cooled	Oil cooler	Static	Capillar and tube	Expansion valve	PTC	Relay

MS compressor's range can be provided with tube or valve

D Range

CSIR COMPRESSORS

6 Holes \varnothing 16.5

	A (mm)
Db	149.5
Dc	157.5
Dd	162.5

LEGEND

- AS Suction/Service
- SC Discharge
- SZ Service/Suction

L Range

Optional

192 Aprox.

Optional Oil Cooler

CSIR OR CSIR COMPRESSORS

4 Holes \varnothing 19

6 Holes \varnothing 16.1

	A (mm)
Lb	175
Lc	185.6
Ld	198

LEGEND

- AS Suction/Service
- SC Discharge
- SZ Service/Suction

P Range

Optional

192 Aprox.

Optional Oil Cooler

CSIR OR CSIR COMPRESSORS

4 Holes \varnothing 19

6 Holes \varnothing 16.1

	A (mm)
Pc	198.1
Pd	210.5

LEGEND

- AS Suction/Service
- SC Discharge
- SZ Service/Suction

X Range

CSIR COMPRESSORS

4 Holes \varnothing 19

	A (mm)
Xc	215
Xd	221

LEGEND

- AS Suction
- SC Discharge
- SZ Service

S Range (Tube)

4 Holes \varnothing 19

	A (mm)
Sc	265
Sd	276

TUBE

LEGEND

- AS Suction
- SC Discharge
- SZ Service

S Range (Valve)

4 Holes \varnothing 19

	A (mm)
Sc	265
Sd	276

TUBE

LEGEND

- AS Valve serv.
- SC Discharge
- SZ Service